



ARKANSAS RAZORBACKS

1 National Championship » 6 Final Four Appearances » 10 Sweet 16 Appearances » 31 NCAA Tournament Bids

» 2016-17 SCHEDULE »

Overall: 5-1 | SEC: 0-0 | H: 5-0 | A: 0-1 | N: 0-0

NOVEMBER (4-1)

		W/L	SCORE
11	Fort Wayne	SEC Network +	W 92-83
14	Southern Illinois	SEC Network +	W 90-65
18	UT Arlington	SEC Network +	W 71-67
22	at Minnesota	ESPN3	L 85-71
28	Mount St. Mary's	SEC Network +	W 89-76

DECEMBER (1-0)

1	Stephen F. Austin	SEC Network	W 78-62
3	Austin Peay	SEC Network +	7 p.m.
6	Houston	SEC Network	6 p.m.
10	North Florida	SEC Network	4:30 p.m.
17	Texas*	ESPNU	1:30 p.m.
20	North Dakota St.	SEC Network	6 p.m.
22	Sam Houston St.#		7 p.m.
29	Florida*	SEC Network	6 p.m.

JANUARY (0-0)

3	at Tennessee*	SEC Network	5:30 p.m.
7	at Kentucky*	SEC Network	7:30 p.m.
10	Mississippi State*	SEC Network	8 p.m.
14	Missouri*	SEC Network	5 p.m.
17	at Texas A&M*	SEC Network	6 p.m.
21	LSU*	SEC Network	7:30 p.m.
24	at Vanderbilt*	SEC Network	7:30 p.m.
28	at Oklahoma St.%	ESPNU	3 p.m.

FEBRUARY (0-0)

1	Alabama*	SEC Network	6 p.m.
4	at Missouri*	SEC Network	5 p.m.
7	Vanderbilt*	SEC Network	7:30 p.m.
11	at LSU*	SEC Network	7:30 p.m.
15	at South Carolina*	SEC Network	5:30 p.m.
18	Ole Miss*	SEC Network	5 p.m.
22	Texas A&M*	SEC Network	7:30 p.m.
25	at Auburn*	SEC Network	7:30 p.m.

MARCH (0-0)

1	at Florida*	ESPN2	6 p.m.
4	Georgia*	ESPN/2	1 p.m.
8-12 SEC Tournament Nashville, Tenn.			

All times Central and subject to change

+ Exhibition Game

at Verizon Arena (North Little Rock, Ark.)

* Lone Star Shootout (Houston, Texas)

% Big12/SEC Challenge

* SEC Game

» THE MATCHUP »

ARKANSAS RAZORBACKS (5-1)

Head Coach: Mike Anderson (Tulsa '82)

Record at Arkansas: 107-65 (6th Season)

Overall Record: 307-163 (15th Season)



VS



AUSTIN PEAY GOVERNORS (4-3)

Head Coach: Dave Loos (Memphis '70)

Record at APSU: 414-395 (27th Season)

Overall Record: 496-448 (31st Season)

» #FASTEST40 FACTS »

• Arkansas is 2-0 all-time against Austin Peay, defeating the Governors during the 1983-84 and 2008-09 seasons.

• The Razorbacks are 51-1 (.981) against unranked non-conference opponents in Bud Walton Arena under head coach Mike Anderson. The only loss came on Nov. 18, 2015 against Akron.

• Arkansas has outscored all six of its opponents in fast break points and holds a commanding 98-27 edge in the transition game. The Razorbacks have scored 20-plus fast break points in three of the six games this year.

• Arkansas recorded 20 assists Monday against Mount St. Mary's and is tied for 11th in the country with three games of 20-plus assists this season. The Razorbacks are 35-3 in the Mike Anderson era when dishing out 20-plus assists.

• The Razorbacks forced SFA into 21 turnovers Thursday evening as Arkansas improved to 27-2 during the Mike Anderson era when forcing 20-plus turnovers in a game.

• After turning the ball over on its first two possessions Monday night, Arkansas committed just five turnovers the rest of the game and finished with fewer than eight turnovers for the 21st time in the last 20 years.

• In the second half of the last two games, Arkansas has combined to commit just five turnovers, averaging one per eight minutes of action.

» GAMEDAY INFORMATION »

DATE: Saturday, Dec. 3, 2016 | 7 p.m. CT

LOCATION: Bud Walton Arena

TV: SEC Network Plus

TALENT: Alex Perlman (PXP), Simeon Hinsey (Analyst)

RADIO: Razorback/IMG Sports Network

TALENT: Chuck Barrett (PXP), Matt Zimmerman (Analyst)

STATS: ArkansasRazorbacks.com | StatBroadcast

SERIES RECORD: Arkansas leads, 2-0

NEXT UP: Houston - Tuesday, Dec. 6 at 7 p.m.

» #FASTEST40 STARTS »

• The Razorbacks are looking to win six of their first seven games for the eighth time in the last 14 years and the 14th time since joining the SEC for the 1991-92 season. Arkansas has started 6-1 in 25 of the last 42 years dating back to the start of the Eddie Sutton era in 1974-75.

• In those 25 times starting 6-1 since the beginning of Eddie Sutton's tenure, Arkansas has made 17 NCAA Tournament appearances, eight Sweet Sixteen's, six Elite Eight's, three Final Four's, two Championship Games and captured one National Title.





JAYLEN BARFORD

» HOW THEY COMPARE » BY THE NUMBERS »

	81.8	.473	.383	36.7	16.2	4.7	9.2	73.0	.419	.368	+3.7	1.2
POINTS	FG%	3FG%	BOARDS	ASSISTS	BLOCKS	STEALS	SCORING DEFENSE	FG% DEFENSE	3FG% DEFENSE	REBOUND MARGIN	AST-TO RATIO	
	82.7	.494	.353	32.9	13.0	1.9	6.3	78.4	.465	.335	-4.4	1.1

#FASTEST40



NUMERICAL ROSTER »

No.	Name	Pos.	Ht.	Wt.	Yr.	Hometown/High School/Last School
0	Jaylen Barford	G	6-3	202	Jr.	Jackson, Tenn. / Motlow State CC
1	Trey Thompson	F	6-9	265	Jr.	Madison, Ark. / Forrest City HS
2	Adrio Bailey	F	6-6	204	Fr.	Campti, La. / Lakeview HS
3	Dusty Hannahs	G	6-3	203	Sr.	Little Rock, Ark. / Pulaski Academy / Texas Tech
4	Daryl Macon	G	6-3	185	Jr.	Little Rock, Ark. / Parkview HS / Holmes CC
5	Arlando Cook	F	6-8	215	Jr.	St. Louis, Mo. / Madison Prep / Connors State College
11	RJ Glasper	G	5-10	168	Fr.	Forrest City, Ark. / Forrest City HS
12	Brachen Hazen	F	6-8	195	Fr.	Fort Wayne, Ind. / Columbia City HS
13	Dustin Thomas	F	6-8	225	R-Jr.	Texarkana, Texas / Pleasant Grove HS / Colorado
15	Jonathan Holmes	G	Fr.	5-10	190	Columbia, Ill./Columbia HS
21	Manuale Watkins	G	6-3	222	Sr.	Fayetteville, Ark./Fayetteville HS
23	C.J. Jones	G	6-5	175	Fr.	Birmingham, Ala. / Central Park Christian
31	Anton Beard	G	6-0	198	Jr.	N. Little Rock, Ark./North Little Rock HS
33	Moses Kingsley	F	6-10	230	Sr.	Abuja, Nigeria/Huntington Prep (W. Va.)

COACHING STAFF »

Title	Name	Experience	Alma Mater
Head Coach	Mike Anderson	6th Year	Tulsa, '82
Associate Head Coach	Melvin Watkins	6th Year	Charlotte, '77
Assistant Coach	TJ Cleveland	6th Year	Arkansas, '02
Assistant Coach	Scotty Thurman	1st Year	Philander-Smith, '03
Director of Operations	Matt Zimmerman	6th Year	Arkansas, '90
Director of S-A Development	Jeff Daniels	6th Year	Montevallo, '82
Video Coordinator	Will Bartlett	6th Year	Missouri, '09
Special Assistant to the HC	Lee Mayberry	3rd Year	Arkansas, '15
Graduate Assistant	Kikko Haydar	2nd Year	Arkansas, '14
Graduate Assistant	Riley Hall	2nd Year	Arkansas, '16
Athletic Trainer	Dave England	33rd Year	Arkansas, '80



Jaylen Barford
Jr. | G | 6-3 | 202



Trey Thompson
Jr. | F | 6-9 | 265



Adrio Bailey
Fr. | F | 6-6 | 204



Dusty Hannahs
R-Sr. | G | 6-3 | 210



Daryl Macon
Jr. | G | 6-3 | 185



Arlando Cook
Jr. | F | 6-8 | 215



RJ Glasper
Fr. | G | 5-10 | 168



Brachen Hazen
Fr. | F | 6-8 | 195



Dustin Thomas
R-Jr. | F | 6-8 | 225



Manuale Watkins
Sr. | G | 6-3 | 222



C.J. Jones
Fr. | G | 6-5 | 175



Anton Beard
Jr. | G | 6-0 | 198



Moses Kingsley
Sr. | F | 6-10 | 230



Mike Anderson
Head Coach - 6th Season

A-Z ROSTER »

No.	Name	Yr.
2	Bailey, Adrio	Fr.
0	Barford, Jaylen	Jr.
3	Beard, Anton	Jr.
5	Cook, Arlando	Jr.
11	Glasper, RJ	Fr.
3	Hannahs, Dusty	Sr.
12	Hazen, Brachen	Fr.
15	Jonathan Holmes	Fr.
23	Jones, C.J.	Fr.
33	Kingsley, Moses	Sr.
4	Macon, Daryl	Jr.
1	Thompson, Trey	Jr.
13	Thomas, Dustin	R-Jr.
21	Watkins, Manuale	Sr.

BY STATE »

Alabama (1)		
23	Jones, C.J.	Fr.
Arkansas (6)		
3	Beard, Anton	Jr.
11	Glasper, RJ	Fr.
4	Macon, Daryl	Jr.
3	Hannahs, Dusty	Sr.
1	Thompson, Trey	Jr.
21	Watkins, Manuale	Sr.
Illinois (1)		
15	Holmes, Jonathan	Fr.
Indiana (1)		
12	Hazen, Brachen	Fr.
International (1)		
33	Kingsley, Moses	Sr.
Louisiana (1)		
2	Bailey, Adrio	Fr.
Missouri (1)		
5	Cook, Arlando	Jr.
Tennessee (1)		
0	Barford, Jaylen	Jr.
Texas (1)		
13	Thomas, Dustin	R-Jr.

BY CLASS »

FRESHMEN (4)		
2	Bailey, Adrio	Fr.
11	Glasper, RJ	Fr.
12	Hazen, Brachen	Fr.
15	Holmes, Jonathan	Fr.
23	Jones, C.J.	Fr.
JUNIORS (6)		
0	Barford, Jaylen	Jr.
3	Beard, Anton	Jr.
5	Cook, Arlando	Jr.
4	Macon, Daryl	Jr.
1	Thompson, Trey	Jr.
13	Thomas, Dustin	R-Jr.
SENIORS (3)		
3	Hannahs, Dusty	Sr.
33	Kingsley, Moses	Sr.
21	Watkins, Manuale	Sr.

THE PRONUNCIATIONS »

Adrio Bailey: A-Dree-O
Brachen Hazen: Brack-en Haiz-en
Manuale Watkins: Man-YOU-L

THE NON-CON SLATE »

• Arkansas is slated to play 13 non-conference games this year, with eight of those picked to finish in the top three of their respective league standings.

• The Razorbacks defeated the Summit League preseason favorite 92-83 in the season opener and knocked off the Sun Belt favorite 71-67 a week later.

• While Texas was picked to finish third in the Big 12, it was ranked in the top 25 of both preseason polls.

• Arkansas has already defeated three top 20 teams in the CollegeInsider.com Mid-Major Top 25 Poll with No. 5 UT Arlington, No. 15 Fort Wayne and No. 16 Stephen F. Austin. The Razorbacks will also tip it up against No. 22 North Dakota State.

Opponent	Conference	Picked
Fort Wayne	Summit League	1st
Sam Houston State	Southland	1st
UT Arlington	Sun Belt	1st
North Florida	Atlantic Sun	2nd
Stephen F. Austin	Southland	2nd
Austin Peay	Ohio Valley	2nd/West
Texas	Big 12	3rd
North Dakota State	Summit League	3rd
Mount Saint Mary's	Northeast	4th
Houston	American Athletic	4th
Southern Illinois	Missouri Valley	5th
Oklahoma State	Big 12	7th
Minnesota	Big Ten	12th

THE ART OF ORGANIZED CHAOS »

• During the Mike Anderson era over the last five-plus years, Arkansas is tied for sixth in the country and ranks second the nation among high major programs in forcing the opponent to 25-plus turnovers in a game. It's happened nine times and the Razorbacks are 9-0 in those contests. During the same span, Arkansas is 27-2 when forcing 20 turnovers in a game.

THE 90-POINT PLATEAU »

• Arkansas opened the season with consecutive 90-plus point games for the first time in 20 years and just the sixth time in program history.

• In the five previous times Arkansas scored 90-plus points in the first two games, the Razorbacks won an NCAA Tournament game each season, advanced to the Elite 8 three times, lost in the 1990 Final Four and won the 1994 National Championship.

THE SPLASH ZONE EFFECT »

• Arkansas ranks third in the SEC in 3-point field percentage at .383, but has the second fewest attempts in the league at 94, which is 67 fewer than league-leader Vanderbilt.

• The Razorbacks have made at least one 3-pointer in 912 consecutive games dating back to Jan. 7, 1989 against Texas.

PERFECTION IN THE PALACE »

• Since Mike Anderson came back to Arkansas, the Razorbacks have the third-most home victories in the country with 85.

• Arkansas is one of nine teams with 80-plus wins and fewer than 15 losses at home over the last six seasons.

• The Razorbacks are 51-1 against unranked non-conference opponents inside Bud Walton Arena under Anderson.

BUILDING BLOCKS »

• Moses Kingsley is eighth in the country with 3.3 blocks per game this season and has recorded at least one block in 36 of his last 39 contests.

DOUBLE-DOUBLE MOJO »

• Moses Kingsley posted 16 double-doubles last season, the second-most of any returning high-major player in the country. He is currently the SEC's active leader with 18 double-doubles in his career.

THE MODEL OF EFFICIENCY »

• Manuale Watkins is 12th in the country in assist/turnover ratio at 6.5 among players with 10-plus assists. He ranks second in the SEC and fourth among high-major players. He has two turnovers in 133 minutes of action.

• Of the 508 Division I players with 19-plus assists, Anton Beard is tied for the 24th best assist to turnover ratio at 3.8, which is the third-best mark in the SEC and 9th among high-major programs.

• Watkins and Beard are both in the top five in the SEC in assist/turnover ratio and Arkansas is the only program in the country with two players in the top 25 nationally.

ELITE COMPANY »

• With 10 points and 10 rebounds at Minnesota, Moses Kingsley became the eighth player in program history to reach 800 points, 500 rebounds and 100 blocks as a Razorback.

Player	Gms	Rbds	Blks	Pts
Todd Day	127	673	102	2395
Oliver Miller	137	886	345	1674
Darian Townes	132	644	194	1318
Derek Hood	131	1002	103	1247
Mike Washington	120	651	107	1065
Bobby Portis	70	551	104	1047
Andrew Lang	121	690	252	838
Moses Kingsley [^]	106	539	183	827

*Sorted by total points | [^]Active | via @HogStats

• Kingsley is on pace to join Razorback legend Oliver Miller as the only players in program history to finish with 1,000 points, 800 rebounds and 200 blocks.

RECORD BREAKDOWN

At Home (Bud Walton Arena)	5-0
At Home (Verizon Arena)	0-0
On The Road	0-1
Neutral	0-0
White Uniforms	5-0
Cardinal Uniforms	0-1
Anthracite Uniforms	0-0

HALFTIME/LEADS/OVERTIME

Leading at the half, home	4-0
Leading at the half, road/neutral	0-0
Tied at the half, home	0-0
Tied at the half, road/neutral	0-1
Trailing at the half, home	1-0
Trailing at the half, road/neutral	0-0
Games decided by 5 points or fewer	1-0
Games decided by 10 points or fewer	2-0
Leading with 5:00 left	4-0
Leading with 2:00 left	4-0
Overtime games	0-0

OFFENSE

Scoring less than 70 points	0-0
Scoring 70-79 points	2-1
Scoring 80-89 points	1-0
Scoring 90-99 points	2-0
Scoring 100+ points	0-0
2 Players Or Less in Double Figures	1-0
3 Players in Double Figures	1-0
4 Players in Double Figures	1-1
5 Players in Double Figures	1-0
6 Players in Double Figures	1-0
7 Players in Double Figures	0-0
1 Player Scores 20 Points	1-1
2 Players Score 20 Points	0-0
When shooting 50 percent or higher	2-0
When shooting less than 50 percent	3-1

REBOUNDING/TURNOVERS

When outrebounding opponent	4-1
When outrebounded	1-0
When rebounds are even	0-0
When grabbing 10+ offensive reb	5-1
When forcing 15+ turnovers	3-0
When committing less than 15 turnovers	5-0
When committing 15+ turnovers	0-1

Top Scorers (Includes Ties)

Dusty Hannahs	3-1
Jaylen Barford	1-0
Daryl Macon	1-0

Top Rebounders (Includes Ties)

Moses Kingsley	3-1
Dustin Thomas	1-0
Anton Beard	1-0
Jaylen Barford	1-0
Manuale Watkins	1-0

Months

In November	4-1
In December	1-0
In January	0-0
In February	0-0
In March	0-0

» QUICK FACTS »

ABOUT ARKANSAS

Location.....	Fayetteville, Ark.
Enrollment	27,194
Founded.....	1871
Colors	Cardinal (PMS 201) and White
Nickname.....	Razorbacks
Conference.....	Southeastern (SEC)
Arena (Capacity).....	Bud Walton Arena (19,200)

ADMINISTRATION

System President.....	Dr. Donald R. Bobbitt
Chancellor.....	Dr. Joseph E. Steinmetz
Vice Chancellor and Athletic Director	Jeff Long
Faculty Representative	Dr. Sharon Hunt

COMMUNICATIONS

Associate Communications Director.....	David Beall
Email	jdb048@uark.edu
Office Phone.....	479-575-3114
Cell Phone	479-445-5336
Twitter	@Beall_sid
Secondary Contact	Brent Hull
Email	bwh003@uark.edu
Office Fax.....	479-575-7481
Athletic Website	ArkansasRazorbacks.com
Bud Walton Arena Press Row.....	479-575-6622
Arkansas Ticket Office.....	479-575-5151

HISTORY

First Year	1923-24
Seasons.....	94th
Overall Conference Championships . 24 (2 SEC, 22 SWC)	
SEC Overall Championships	2 (1992, 1994)
SEC Division Championships ..	4 (1992, 1993, 1994, 1995)
SEC Tournament Championships	1 (2000)
NCAA Tournament Bids	31*
National Championships.....	1 (1994)
National Runner-Up.....	1 (1995)
NCAA Final Fours.....	6 (1941, 1945, 1978, 1990, 1994, 1995)
NCAA Elite Eight	6 (1978, 1979, 1990, 1994, 1995)
NCAA Sweet 16	10
NIT Record (App.)	5-4 (3)

* - Arkansas also received a bid in 1944 but was unable to participate due to a car accident. Total number of appearances is 30.

» THE LITTLE THINGS MATTER »

Player	Deflections	Charges	Steals	Dunks	Blocks
Adrio Bailey	7	--	1	1	--
Jaylen Barford	18	--	8	2	--
Anton Beard	17	3	7	--	--
Arlando Cook	10	--	3	--	3
Dusty Hannahs	9	--	4	--	--
Brachen Hazen	--	--	--	--	--
C.J. Jones	1	--	--	1	1
Moses Kingsley	31	--	6	3	20
Daryl Macon	19	2	11	--	1
Trey Thompson	12	--	2	--	2
Dustin Thomas	20	--	4	--	1
Manuale Watkins	30	1	9	--	--
Totals	174	6	55	7	28

» HONORS AND AWARDS »

Moses Kingsley

- Allstate NABC Good Works Team Nominee
- Preseason SEC Player of the Year (Media)
- Preseason first team All-SEC (Coaches)
- Wooden Award Watch List
- Naismith Trophy Watch List
- Kareem Abdul-Jabbar Award Watch List
- Lute Olson Award Watch List
- Ranked No. 6 big man in the country by NBC Sports
- Ranked No. 21 player in the nation by NBC Sports
- Ranked No. 18 player in the nation by CBS Sports

Dusty Hannahs

- Preseason second team All-SEC (Coaches)
- Jerry West Award Watch List
- Ranked No. 97 player in the nation by CBS Sports

Jaylen Barford

- One of 15 Impact JUCO Transfers by Jon Rothstein

Daryl Macon

- One of 15 Impact JUCO Transfers by Jon Rothstein

Watch List Note

- Arkansas is one of 7 programs in the country to put players on watch lists for the Jerry West Award as the top shooting guard in the country and the Kareem Abdul-Jabbar Award as the nation's top center.

» PROHOGS BY THE NUMBERS »

#PR HOGS

37

» Arkansas has had 37 all-time NBA Draft selections from 35 different players in program history.

16

» The Razorbacks have 16 All-Star game appearances by Joe Johnson (7), Sidney Moncrief (5) and Alvin Robertson (4).

12

» Arkansas has 12 first round NBA Draft picks in program history with Sidney Moncrief going No. 5 overall in 1979.

#PROHOGS PRODUCTION »

Arkansas has had 29 former players go on to play in the NBA, including three this season as listed below.

Player	Team	Yrs	Draft Class
Joe Johnson	Jazz	16th	2001 - 10th (BOS)
Patrick Beverley	Rockets	5th	2009 - 42nd (LAL)
Bobby Portis	Bulls	2nd	2015 - 22nd (CHI)

MISCELLANEOUS STATISTICS »

Double-Figure Scoring Games

Player	12-13	13-14	14-15	15-16	16-17	Career
Dusty Hannahs	7	11	--	28	6	52
Moses Kingsley	--	2	2	30	3	37
Anton Beard	--	--	8	7	3	18
Manuale Watkins	--	--	0	6	1	7
Dustin Thomas	--	1	3	--	2	6
Daryl Macon	--	--	--	--	4	4
Jaylen Barford	--	--	--	--	4	4
Trey Thompson	--	--	0	2	--	2
C.J. Jones	--	--	--	--	1	1

20-Point Scoring Games

Player	12-13	13-14	14-15	15-16	16-17	Career
Dusty Hannahs	1	1	--	13	2	17
Moses Kingsley	--	0	0	8	--	8

30-Point Scoring Games

Player	12-13	13-14	14-15	15-16	16-17	Career
Dusty Hannahs	0	0	--	1	--	1

3 + Three-Pointers in a Game

Player	12-13	13-14	14-15	15-16	16-17	Career
Dusty Hannahs	6	4	--	18	1	29
Anton Beard	--	--	2	1	--	3
Dustin Thomas	--	1	--	--	--	1
Daryl Macon	--	--	--	--	1	1

5 + Three-Pointers in a Game

Player	12-13	13-14	14-15	15-16	16-17	Career
Dusty Hannahs	--	1	--	3	1	5

Double Figure Rebounding Games

Player	12-13	13-14	14-15	15-16	16-17	Career
Moses Kingsley	--	1	0	16	2	19

Double-Doubles

Player	12-13	13-14	14-15	15-16	16-17	Career
Moses Kingsley	--	1	0	16	1	18

5 + Assist Games

Player	12-13	13-14	14-15	15-16	16-17	Career
Manuale Watkins	--	0	1	1	--	2
Daryl Macon	--	--	--	--	3	3
Moses Kingsley	--	0	1	0	--	1
Trey Thompson	--	--	0	1	--	1
Anton Beard	--	--	--	--	1	1

3 + Steals in a Game

Player	12-13	13-14	14-15	15-16	16-17	Career
Manuale Watkins	--	0	3	3	1	7
Anton Beard	--	--	4	1	1	6
Moses Kingsley	--	0	0	3	--	3
Dusty Hannahs	0	0	--	1	--	1
Dustin Thomas	--	--	1	--	--	1
Daryl Macon	--	--	--	--	1	1
Jaylen Barford	--	--	--	--	1	1

3 + Blocks in a Game

Player	12-13	13-14	14-15	15-16	16-17	Career
Moses Kingsley	--	7	5	13	4	29
Trey Thompson	--	--	0	2	--	2

RECORD WATCH IN 2016-17 »

MOSES KINGSLEY »

- 173 points shy of becoming the 40th player in school history to eclipse the 1,000 career points at Arkansas.
- 97 made free throws shy tying Darrell Walker for 10th all-time in school history with 333 career free throws made.
- 120 free throw attempts shy of tying Ronnie Brewer for 10th all-time in school history with 486 free throws attempted in a career.
- 108 rebounds shy of tying Corliss Williamson for 10th all-time in school history with 647 career rebounds.
- Currently ranks 5th all-time in school history with 183 career blocks and is 11 shy of tying Darian Townes for 4th all-time.

DUSTY HANNAHS »

- On pace to finish in the top-three in school history for career free throw percentage.
- On pace to break the school record for 3-point field goal percentage in a career.
- 59 made 3-pointers shy of tying Brandon Dean for 10th all-time in school history for made 3-pointers.
- Reached the 1,000-point mark for his career in the season opener against Fort Wayne with 462 coming at Texas Tech and now 629 coming at Arkansas.

» BY THE NUMBERS »

5

» Five current Razorbacks have received SEC All-Academic honors during their career.

12

» Arkansas has had 12 current and former players graduate since May 2014, averaging four graduates per academic year.

3.0

» Over the last calendar year, the Razorbacks have had a cumulative grade point average of 3.097.

PLAY HARD ACT RIGHT

• Senior Dusty Hannahs is scheduled to graduate in December with a degree Supply Chain Management.

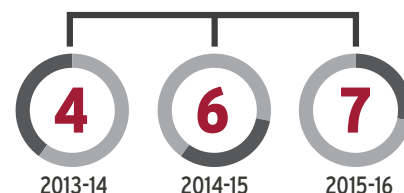
• Moses Kingsley and Manuale Watkins are slated to graduate on time this spring.

• Trey Thompson is set to graduate a year early this summer and start graduate school next fall during his senior year.

• Eleven of the 14 players had a 3.0 or higher GPA during the summer term.

17

SEC Academic Honor Roll Players over the last three seasons



» THE NATIONAL POLLS »

Associated Press Poll - (Nov. 28)

RK	TEAM	RECORD	POINTS
1	Kentucky (40)	6-0	1,590
2	Villanova (20)	6-0	1,567
3	North Carolina (4)	7-0	1,497
4	Kansas	5-1	1,414
5	Duke	6-1	1,365
6	Virginia	6-0	1,286
7	Xavier	6-0	1,181
8	Gonzaga	6-0	1,112
9	Baylor (1)	6-0	1,068
10	Creighton	6-0	965
11	UCLA	7-0	955
12	Saint Mary's	5-0	866
13	Indiana	4-1	857
14	Louisville	5-1	808
15	Purdue	5-1	687
16	Arizona	5-1	655
17	Wisconsin	5-2	555
18	Butler	6-0	506
19	Iowa State	5-1	389
20	South Carolina	6-0	379
21	Rhode Island	5-1	354
22	Syracuse	4-1	229
23	Oregon	4-2	189
24	Florida	6-1	154
25	West Virginia	4-1	132

Others receiving votes: Maryland 126, Notre Dame 85, Cincinnati 49, Michigan State 28, Ohio State 22, Michigan 13, Temple 8, USC 7, Houston 6, Florida State 5, VCU 5, California 3, Tennessee State 2, Virginia Tech 1, Arkansas State 1, San Diego State 1, Colorado 1, **Minnesota 1**, Rutgers 1

USA Today Coaches Poll (Nov. 28)

RK	TEAM	RECORD	POINTS
1	Kentucky	6-0	784
2	Villanova	6-0	756
3	North Carolina	7-0	727
4	Duke	6-1	668
5	Kansas	5-1	662
6	Virginia	6-0	659
7	Xavier	6-0	625
8	Gonzaga	6-0	534
9	UCLA	7-0	507
10	Indiana	4-1	457
11	Baylor	6-0	407
12	Creighton	6-0	400
13	St. Mary's	5-0	388
14	Louisville	5-1	381
15	Arizona	5-1	364
16	Purdue	5-1	307
17	Wisconsin	5-2	250
18	Butler	6-0	200
19	West Virginia	4-1	157
20	Oregon	4-2	151
21	Iowa St.	5-1	149
22	Maryland	7-0	144
23	South Carolina	6-0	141
24	Syracuse	4-1	133
25	Rhode Island	5-1	116

Others receiving votes: **Florida 74**; Notre Dame 64; Michigan 47; Michigan State 43; Cincinnati 18; Colorado 15; California 13; **Texas A&M 13**; **Texas 10**; **Oklahoma State 9**; Ohio State 7; Florida State 4; Miami (Fla.) 4; Oklahoma 3; **Arkansas 2**; Wichita State 2; Virginia Tech 1; Virginia Commonwealth 1; Fort Wayne 1; Temple 1; Southern California 1.

» WEEK-BY-WEEK RANKINGS »

WEEK	AP	COACHES	NCAA RPI
Preseason	NR	RV	--
Nov. 14	NR	RV	--
Nov. 21	NR	RV	--
Nov. 28	NR	RV	--
Dec. 5			
Dec. 12			
Dec. 19			
Dec. 26			
Jan. 2			
Jan. 9			
Jan. 16			
Jan. 23			
Jan. 30			
Feb. 6			
Feb. 13			
Feb. 20			
Feb. 27			
March 6			
March 13			
Final			

The Last time Arkansas was ranked in the AP...

Top 25:	No. 21	March 16, 2015
Top 15:	No. 15	Nov. 14, 2000
Top 10:	No. 6	1994-95 Final Poll
Top 5:	No. 5	March 7, 1995
No. 1:	No. 1	1994-95 Preseason Poll

DANIEL GAFFORD

El Dorado, Arkansas • El Dorado High School

ESPN.com	★★★★
247Sports.com	★★★★
Rivals.com	★★★★
Scout.com	★★★★
Future150.com	★★★★



- Ranked as the No. 1 player in the state of Arkansas and the No. 11 power forward in the 2017 class by 247Sports.com.

- Is a consensus top 50 player and as high as No. 33 in the class by Rivals.com.

- Averaged 14 points, 14 rebounds and six blocks per game as a junior.

- Invited to the Nike Academy in Los Angeles in July.

- Participated in the Nike Elite 100 Camp and the Nike Peach Invite with Arkansas Team Portis Wings.

KHALIL GARLAND

Little Rock, Arkansas • Parkview High School

ESPN.com	★★★★
247Sports.com	★★★★
Rivals.com	★★★
Scout.com	★★★
Future150.com	★★★



- Ranked as the No. 2 player in the state of Arkansas, the No. 12 guard in the 2017 class and No. 55 overall by ESPN.

- Averaged 18 points and 8.0 rebounds during his junior season.

- Named the 2016 State Tournament MVP after leading the Patriots to the 2016 Arkansas 6A State Championship behind a 20-point performance in the title game.

- Earned All-State and All-Tournament honors during his junior campaign.

DARIOUSHALL

Little Rock, Arkansas • Mills Univ. Studies HS

ESPN.com	★★★★
247Sports.com	★★★
Rivals.com	★★★
Scout.com	★★★
Future150.com	★★★



- Ranked as the No. 4 player in the state of Arkansas and the No. 50 power forward in the 2017 class by 247Sports.com.

- Averaged 16 points and 8 rebounds per game during his junior season.

- Is a two-time All-State and All-Conference selection at Mills University Studies High School.

- Played in the Nike EYBL Peach Jam for Team Penny.

- Participated in the Adidas Uprising Gauntlet, averaging 15.3 points and 7.0 rebounds per game.



» A LOOK AT THE **FUTURE** »

"These three individuals will come in and make the **STATE** of Arkansas **PROUD**." - Mike Anderson

The 2017 All-Arkansas early signees are a unanimous **TOP 25 CLASS** and as high as No. 14 in the country by ESPN.com

"It is **AWESOME** when we can have players in our state come in and **IMPACT** our program." - Mike Anderson

MIKE ANDERSON



CAREER NUMBERS

At Arkansas: 107-65 (6th Year)

2016-17	»	5-1
2015-16	»	16-16
2014-15	»	27-9 (NCAA, Third Round)
2013-14	»	22-12 (NIT, Second Round)
2012-13	»	19-13
2011-12	»	18-14

At Missouri: 111-57 (5 Years)

2010-11	»	23-11 (NCAA Second Round)
2009-10	»	23-11 (NCAA Second Round)
2008-09	»	31-7 (NCAA Elite Eight)
2007-08	»	16-16
2006-07	»	18-12

At Alabama-Birmingham (UAB): 89-41 (4 Years)

2005-06	»	24-7 (NCAA First Round)
2004-05	»	22-11 (NCAA Second Round)
2003-04	»	22-10 (NCAA Sweet 16, C-USA Co-Champs)
2002-03	»	21-13 (NIT Quarterfinals)

Overall Record **307-163 (15th Year)**

IT'S A NUMBERS GAME

Postseason Tournaments

1 2 3 4 5 6 7 8 9

20-Win Seasons

1 2 3 4 5 6 7 8 9

NCAA Tournaments

1 2 3 4 5 6 7

30-Win Seasons

1

Losing Seasons

0

PERSONAL INFO

Born: Dec. 12, 1959
Hometown: Birmingham, Ala.
Alma Mater: Tulsa (1982)
Wife: Marcheita
Children: Darcheita, Michael Jr., Yvonne
Date Named Head Coach at Arkansas: March 23, 2011

HEAD COACH
6TH SEASON AT ARKANSAS
15TH SEASON OVERALL

The Razorback Nation welcomed home one of its own on March 23, 2011, when Mike Anderson was named the 12th head men's basketball coach in Arkansas history. Charged with bringing back the winning tradition that was synonymous with the Razorback program throughout the '80s and '90s, Anderson enters his sixth season at Arkansas and 15th year as a head coach in 2016-17.

After losing 72 percent of scoring production heading into the 2015-16 season, Anderson continued his history of developing players as Arkansas finished third in the Southeastern Conference in scoring at 78.2 points per game and paced the league in three-point field goal percentage, turnover margin and assist/turnover ratio. Despite dropping eight games by four points or less, Arkansas never wavered and caught fire toward the end of the season to win four of its final five regular season games and finish eighth in the SEC. The Razorbacks became one of five teams to post a .500 or better record in conference play each of the last four years.

A longtime assistant and associate head coach at Arkansas, Anderson spent a combined nine years as a head coach at the University of Alabama-Birmingham and the University of Missouri before returning to the Razorbacks.

One of just 10 current Division I head coaches with 10-plus years of experience and no losing seasons, Anderson's 14 years at the helm of a program have resulted in a 302-162 record, nine 20-win campaigns, seven NCAA Tournament appearances, two Sweet Sixteen berths and a run to the 2009 Elite Eight.

During his first five seasons at Arkansas, Anderson produced a 102-64 record and was the first head coach in program history to win 18 or more games in each of his first four years. Anderson has also re-established Bud Walton Arena as one of the toughest places to play and brought excitement back to the tradition-rich program. In his first five years, Arkansas has won 80 games (80-12) in Bud Walton Arena, including an arena-record 17 during each of his first three years. The 2012-13 squad posted just the third unbeaten SEC home record (9-0) in program history and the first since 1998. The success on-and-off the court has translated into fan support as Arkansas returned to the top 25 in national attendance the first four years, including No. 11 in 2014-15.

CONSISTENCY

Head coach Mike Anderson is one of just 10 current Division I coaches with 10-plus years of head coaching experience and no losing seasons. Anderson and Thad Matta are the only coaches to accomplish the feat during stops at three different institutions.

Coach	Schools	Yrs
Roy Williams	Kansas/UNC	27
Tom Izzo	Michigan State	20
Mark Few	Gonzaga	16
Thad Matta	Butler/Xavier/Ohio State	15
Mike Anderson	UAB/Missouri/Arkansas	14
Jamie Dixon	Pittsburgh	12
Sean Miller	Xavier/Arizona	11
Andy Kennedy	Cincinnati/Ole Miss	10
Dave Rose	BYU	10
Ben Jacobson	Northern Iowa	10

» ARKANSAS GAME HIGHS »

POINTS	92	FORT WAYNE (11/11/16)
	90	SOUTHERN ILLINOIS (11/14/16)
	89	MOUNT ST. MARY'S (11/28/16)
	78	STEPHEN F. AUSTIN (12/01/16)
FIELD GOALS MADE	35	FORT WAYNE (11/11/16)
	32	MOUNT ST. MARY'S (11/28/16)
FIELD GOAL ATTEMPTS	67	MOUNT ST. MARY'S (11/28/16)
	66	FORT WAYNE (11/11/16)
FIELD GOAL PERCENTAGE	.530 (35-66)	FORT WAYNE (11/11/16)
	.500 (28-56)	STEPHEN F. AUSTIN (12/01/16)
3 PT FIELD GOALS MADE	13	SOUTHERN ILLINOIS (11/14/16)
	8	MOUNT ST. MARY'S (11/28/16)
3 PT FG ATTEMPTS	23	SOUTHERN ILLINOIS (11/14/16)
	19	MOUNT ST. MARY'S (11/28/16)
3 PT FG PERCENTAGE	.565 (13-23)	SOUTHERN ILLINOIS (11/14/16)
	.421 (8-19)	MOUNT ST. MARY'S (11/28/16)
FREE THROWS MADE	24	UT ARLINGTON (11/18/16)
FREE THROW ATTEMPTS	32	UT ARLINGTON (11/18/16)
	25	MOUNT ST. MARY'S (11/28/16)
FREE THROW PERCENTAGE	.900 (18-20)	at Minnesota (11/22/16)
	.826 (19-23)	STEPHEN F. AUSTIN (12/01/16)
REBOUNDS	41	MOUNT ST. MARY'S (11/28/16)
	39	FORT WAYNE (11/11/16)
ASSISTS	23	SOUTHERN ILLINOIS (11/14/16)
	20	MOUNT ST. MARY'S (11/28/16)
	20	FORT WAYNE (11/11/16)
STEALS	12	STEPHEN F. AUSTIN (12/01/16)
	11	UT ARLINGTON (11/18/16)
BLOCKED SHOTS	9	FORT WAYNE (11/11/16)
	7	SOUTHERN ILLINOIS (11/14/16)
TURNOVERS	21	at Minnesota (11/22/16)
	14	UT ARLINGTON (11/18/16)
	14	SOUTHERN ILLINOIS (11/14/16)
FOULS	29	FORT WAYNE (11/11/16)
	24	at Minnesota (11/22/16)

» ARKANSAS GAME LOWS »

POINTS	71	UT ARLINGTON (11/18/16)
	71	at Minnesota (11/22/16)
	78	STEPHEN F. AUSTIN (12/01/16)
FIELD GOALS MADE	21	UT ARLINGTON (11/18/16)
	26	at Minnesota (11/22/16)
FIELD GOAL ATTEMPTS	53	UT ARLINGTON (11/18/16)
	56	STEPHEN F. AUSTIN (12/01/16)
FIELD GOAL PERCENTAGE	.396 (21-53)	UT ARLINGTON (11/18/16)
	.426 (26-61)	at Minnesota (11/22/16)
3 PT FIELD GOALS MADE	1	at Minnesota (11/22/16)
	3	STEPHEN F. AUSTIN (12/01/16)
3 PT FG ATTEMPTS	8	at Minnesota (11/22/16)
	13	STEPHEN F. AUSTIN (12/01/16)
3 PT FG PERCENTAGE	.125 (1-8)	at Minnesota (11/22/16)
	.231 (3-13)	STEPHEN F. AUSTIN (12/01/16)
FREE THROWS MADE	16	FORT WAYNE (11/11/16)
FREE THROW ATTEMPTS	20	at Minnesota (11/22/16)
	21	SOUTHERN ILLINOIS (11/14/16)
FREE THROW PERCENTAGE	.667 (16-24)	FORT WAYNE (11/11/16)
	.680 (17-25)	MOUNT ST. MARY'S (11/28/16)
REBOUNDS	29	STEPHEN F. AUSTIN (12/01/16)
	35	UT ARLINGTON (11/18/16)
ASSISTS	8	at Minnesota (11/22/16)
	10	UT ARLINGTON (11/18/16)
STEALS	7	SOUTHERN ILLINOIS (11/14/16)
	8	at Minnesota (11/22/16)
	8	MOUNT ST. MARY'S (11/28/16)
BLOCKED SHOTS	1	MOUNT ST. MARY'S (11/28/16)
	1	STEPHEN F. AUSTIN (12/01/16)
TURNOVERS	7	MOUNT ST. MARY'S (11/28/16)
	13	FORT WAYNE (11/11/16)
	13	STEPHEN F. AUSTIN (12/01/16)
FOULS	17	MOUNT ST. MARY'S (11/28/16)
	18	UT ARLINGTON (11/18/16)

» ARKANSAS INDIVIDUAL GAME HIGHS »

Points	23	Hannahs, Dusty vs Fort Wayne (11/11/16)
	20	Hannahs, Dusty at Minnesota (11/22/16)
	19	Hannahs, Dusty vs Southern Illinois (11/14/16)
	17	Barford, Jaylen vs UT Arlington (11/18/16)
	15	Hannahs, Dusty vs Stephen F. Austin (12/01/16)
	15	Macon, Daryl vs Mount St. Mary's (11/28/16)
	15	Kingsley, Moses vs Southern Illinois (11/14/16)
Field Goals Made	7	Hannahs, Dusty at Minnesota (11/22/16)
	7	Hannahs, Dusty vs Fort Wayne (11/11/16)
Field Goal Att.	17	Hannahs, Dusty vs Fort Wayne (11/11/16)
	14	Hannahs, Dusty vs Mount St. Mary's (11/28/16)
FG Pct (min 5 made)	.857 (6-7)	Thomas, Dustin vs Mount St. Mary's (11/28/16)
	.833 (5-6)	Watkins, Manuale vs Fort Wayne (11/11/16)
3-Point FG Made	5	Hannahs, Dusty vs Southern Illinois (11/14/16)
	4	Macon, Daryl vs Southern Illinois (11/14/16)
3-Point FG Att.	7	Hannahs, Dusty vs UT Arlington (11/18/16)
	6	Hannahs, Dusty vs Southern Illinois (11/14/16)
	6	Macon, Daryl vs Southern Illinois (11/14/16)
	6	Hannahs, Dusty vs Fort Wayne (11/11/16)
	6	Macon, Daryl vs Fort Wayne (11/11/16)
3-Pt FG Pct (min 2 made)	1.000 (2-2)	Jones, CJ vs Stephen F. Austin (12/01/16)
	.833 (5-6)	Hannahs, Dusty vs Southern Illinois (11/14/16)
Free Throws Made	8	Hannahs, Dusty vs Fort Wayne (11/11/16)
	7	Kingsley, Moses vs Southern Illinois (11/14/16)
Free Throw Att.	10	Hannahs, Dusty vs Fort Wayne (11/11/16)
	8	Thomas, Dustin vs UT Arlington (11/18/16)
FT Pct (min 3 made)	1.000 (7-7)	Kingsley, Moses vs Southern Illinois (11/14/16)
	1.000 (5-5)	Hannahs, Dusty vs Stephen F. Austin (12/01/16)
	1.000 (5-5)	Hannahs, Dusty at Minnesota (11/22/16)
	1.000 (4-4)	Hannahs, Dusty vs Mount St. Mary's (11/28/16)
	1.000 (4-4)	Macon, Daryl at Minnesota (11/22/16)
	1.000 (4-4)	Hannahs, Dusty vs Southern Illinois (11/14/16)
	1.000 (3-3)	Jones, CJ vs Southern Illinois (11/14/16)
Rebounds	13	Kingsley, Moses vs Mount St. Mary's (11/28/16)
	10	Kingsley, Moses at Minnesota (11/22/16)
Assists	6	Beard, Anton vs Southern Illinois (11/14/16)
	5	Macon, Daryl vs Stephen F. Austin (12/01/16)
	5	Macon, Daryl vs Southern Illinois (11/14/16)
	5	Macon, Daryl vs Fort Wayne (11/11/16)
Steals	4	Beard, Anton vs Stephen F. Austin (12/01/16)
	4	Macon, Daryl vs Fort Wayne (11/11/16)
Blocked Shots	7	Kingsley, Moses vs Fort Wayne (11/11/16)
	5	Kingsley, Moses vs Southern Illinois (11/14/16)
Turnovers	6	Barford, Jaylen vs UT Arlington (11/18/16)
	5	Macon, Daryl at Minnesota (11/22/16)
Fouls	5	Kingsley, Moses at Minnesota (11/22/16)
	5	Thomas, Dustin vs Fort Wayne (11/11/16)
Minutes	33	Macon, Daryl vs Fort Wayne (11/11/16)
	31	Barford, Jaylen vs UT Arlington (11/18/16)
	30	Kingsley, Moses vs UT Arlington (11/18/16)
	30	Hannahs, Dusty vs Fort Wayne (11/11/16)
	29	Kingsley, Moses vs Stephen F. Austin (12/01/16)
	29	Hannahs, Dusty at Minnesota (11/22/16)

» THE LAST TIME ARKANSAS »

POINTS »

- Scored 100+ : 12/01/2015 - 117 vs. Northwestern St.
- Scored 100+ in an SEC game: 02/10/2015 - 101 vs. Auburn
- Scored fewer than 50: 02/09/2016 - 46 at Mississippi State

OVERTIME GAMES »

- Played in an OT game: 01/30/2016 vs. Texas Tech, W, 75-68 (OT)
- Played in a 2OT game: 01/16/2013 vs. Auburn, W, 88-80 (2 OT)
- Played in a 3OT game: 02/09/1980 vs. Houston, L, 90-84 (3 OT)

VERSUS TOP-25 OPPONENTS »

- Beat an AP Top 25-ranked opponent: 01/27/2016 vs. #5 Texas A&M, W, 74-71
- Beat an AP Top 10 team: 01/27/2016 vs. #5 Texas A&M, W, 74-71
- Beat an AP Top 5 team: 01/27/2016 vs. #5 Texas A&M, W, 74-71

VERSUS TOP-25 OPPONENTS ON THE ROAD »

- Beat an AP Top 25 team on road: 02/27/2014 at #17 Kentucky, W, 71-67 (OT)
- Beat an AP Top 5 team on road: 02/09/1994 at #4 Kentucky, W, 90-82

DOUBLE-DOUBLES »

- Two players in same game: vs. Auburn (02/17/2016)
 - Moses Kingsley (20 pts, 10 rebs) and Jabril Durham (12 pts, 10 asts)

3-POINT SHOOTING »

- 10+ 3FGM in a game: 11/14/2016 - 13 vs. Southern Illinois
- 15+ 3FGM in a game: 01/09/2016 - 16 vs. Mississippi State

AT THE CHARITY STRIPE »

- Attempted 30+ FT in a game: 11/18/2016 - 32 vs. UT Arlington
- 20+ FTM in a game: 11/18/2016 - 24 vs. UT Arlington
- 25+ FTM in a game: 01/05/2016 - 26 (of 35) vs. Vanderbilt

» THE LAST TIME AN ARKANSAS PLAYER »

POINTS »

- Scored 30-39 points in a game: 03/10/2016 - 33 by Dusty Hannahs vs. Florida
- Scored 40-49 points in a game: 01/11/1992 - 43 by Todd Day vs. LSU
- Scored 50+ points in a game: 11/13/2009 - 51 by Rotnei Clarke vs. Alcorn St.

DOUBLE-DOUBLES »

- Points/Rebounds: 01/22/2016 - 10 pts and 10 rebs by Moses Kingsley at Minnesota
- Points/Assists: 02/17/2016 - 12 pts and 10 asts by Jabril Durham vs. Auburn

REBOUNDS »

- Had 15+ rebounds in a game: 03/07/2015 - 15 by Bobby Portis vs. LSU
- Had 20+ rebounds in a game: 11/21/1997 - 23 by Nick Davis vs. Jackson St.

THREE-POINT SHOOTING »

- 5+ 3FGM in a game: 11/14/2016 - 5 (6 att) by Dusty Hannahs vs. Souther Illinois

AT THE CHARITY STRIPE »

- 10+ FTA in a game: 11/11/2016 - 10 by Dusty Hannahs vs. Fort Wayne
- 10+ FTM in a game: 12/09/2015 - 10 (10 att) by Dusty Hannahs vs. Evansville

ASSISTS »

- 5+ assists in a game: 12/1/2016 - 5 by Daryl Macon vs. Stephen F. Austin
- Consecutive 5+ assists games: 03/05/2016 vs. South Carolina (11) and 03/10/2016 (6) vs. Florida by Jabril Durham
- 10+ assists in a game: 03/05/2016 - 11 by Jabril Durham vs. South Carolina
- Consecutive 10+ assists games: 01/16/2010 vs. Alabama (10) and 01/21/2010 vs. Florida (11) by Courtney Fortson

BLOCKS »

- Had 3+ blocks in a game: 11/22/2016 - 3 by Moses Kingsley at Minnesota
- Had 5+ blocks in a game: 11/14/2016 - 7 by Moses Kingsley vs. Southern Illinois

STEALS »

- Had 5+ steals in a game: 01/09/2016 - 6 by Jabril Durham vs. Mississippi State
- Had consecutive 5+ steal games: 01/01/2006 vs. Western Ill. (5) and 01/07/2006 vs. Miss. St. (5) by Ronnie Brewer

STARTING LINEUPS »

Date	Opponent	G	G	G	F	F	Outcome
Nov. 11	Fort Wayne	Barford	Macon	Hannahs	Thomas	Kingsley	W, 92-83
Nov. 14	Southern Illinois	Barford	Macon	Hannahs	Thomas	Kingsley	W, 90-65
Nov. 18	UT Arlington	Barford	Macon	Hannahs	Thomas	Kingsley	W, 71-67
Nov. 22	at Minnesota	Barford	Macon	Hannahs	Thomas	Kingsley	L, 85-71
Nov. 28	Mount Saint Mary's	Beard	Watkins	Hannahs	Thomas	Kingsley	W, 89-76
Dec. 1	Stephen F. Austin	Beard	Watkins	Hannahs	Thomas	Kingsley	W, 78-62
Dec. 3	Austin Peay	--	--	--	--	--	--
Dec. 6	Houston	--	--	--	--	--	--
Dec. 10	North Florida	--	--	--	--	--	--
Dec. 17	Texas^	--	--	--	--	--	--
Dec. 20	North Dakota State	--	--	--	--	--	--
Dec. 22	Sam Houston State#	--	--	--	--	--	--
Dec. 29	Florida*	--	--	--	--	--	--
Jan. 3	at Tennessee*	--	--	--	--	--	--
Jan. 7	at Kentucky*	--	--	--	--	--	--
Jan. 10	Mississippi State*	--	--	--	--	--	--
Jan. 14	Missouri*	--	--	--	--	--	--
Jan. 17	at Texas A&M*	--	--	--	--	--	--
Jan. 21	LSU*	--	--	--	--	--	--
Jan. 24	at Vanderbilt*	--	--	--	--	--	--
Jan. 28	at Oklahoma State%	--	--	--	--	--	--
Feb. 1	Alabama*	--	--	--	--	--	--
Feb. 4	at Missouri*	--	--	--	--	--	--
Feb. 7	Vanderbilt*	--	--	--	--	--	--
Feb. 11	at LSU*	--	--	--	--	--	--
Feb. 15	at South Carolina*	--	--	--	--	--	--
Feb. 18	Ole Miss*	--	--	--	--	--	--
Feb. 22	Texas A&M*	--	--	--	--	--	--
Feb. 25	at Auburn*	--	--	--	--	--	--
March 1	at Florida*	--	--	--	--	--	--
March 4	Georgia*	--	--	--	--	--	--

at Verizon Arena (North Little Rock, Ark.)

^ Lone Star Shootout (Houston, Texas)

% Big12/SEC Challenge

* SEC Game

Date	Opponent	Largest Lead	Largest Deficit	Time Led	Time Trailed	Time Tied	Outcome
Nov. 11	Fort Wayne	15 (2nd - 2:42)	6 (1st - 8:06)	31:22	7:16	0:52	W, 92-83
Nov. 14	Southern Illinois	36 (2nd - 16:41)	3 (1st - 18:50)	37:39	0:55	1:26	W, 90-65
Nov. 18	UT Arlington	7 (2nd - 10:36)	17 (1st - 12:37)	11:37	26:34	1:49	W, 71-67
Nov. 22	at Minnesota	6 (1st - 12:50)	22 (2nd - 5:32)	6:33	30:16	3:11	L, 85-71
Nov. 28	Mount Saint Mary's	21 (2nd - 6:41)	4 (1st - 18:27)	35:10	3:05	1:45	W, 89-76
Dec. 1	Stephen F. Austin	23 (2nd - 3:15)	2 (1st - 19:22)	36:33	0:28	2:59	W, 78-62
Dec. 3	Austin Peay	--	--	--	--	--	--
Dec. 6	Houston	--	--	--	--	--	--
Dec. 10	North Florida	--	--	--	--	--	--
Dec. 17	Texas^	--	--	--	--	--	--
Dec. 20	North Dakota State	--	--	--	--	--	--
Dec. 22	Sam Houston State#	--	--	--	--	--	--
Dec. 29	Florida*	--	--	--	--	--	--
Jan. 3	at Tennessee*	--	--	--	--	--	--
Jan. 7	at Kentucky*	--	--	--	--	--	--
Jan. 10	Mississippi State*	--	--	--	--	--	--
Jan. 14	Missouri*	--	--	--	--	--	--
Jan. 17	at Texas A&M*	--	--	--	--	--	--
Jan. 21	LSU*	--	--	--	--	--	--
Jan. 24	at Vanderbilt*	--	--	--	--	--	--
Jan. 28	at Oklahoma State%	--	--	--	--	--	--
Feb. 1	Alabama*	--	--	--	--	--	--
Feb. 4	at Missouri*	--	--	--	--	--	--
Feb. 7	Vanderbilt*	--	--	--	--	--	--
Feb. 11	at LSU*	--	--	--	--	--	--
Feb. 15	at South Carolina*	--	--	--	--	--	--
Feb. 18	Ole Miss*	--	--	--	--	--	--
Feb. 22	Texas A&M*	--	--	--	--	--	--
Feb. 25	at Auburn*	--	--	--	--	--	--
March 1	at Florida*	--	--	--	--	--	--
March 4	Georgia*	--	--	--	--	--	--

at Verizon Arena (North Little Rock, Ark.)

^ Lone Star Shootout (Houston, Texas)

% Big12/SEC Challenge

* SEC Game

» GAME-BY-GAME LEADERS »

Date	Opponent	Points	Rebounds	Assists	Steals	Blocks
Nov. 11	Fort Wayne	Hannahs (23)	Kingsley (9)	Macon (5)	Macon (4)	Kingsley (7)
Nov. 14	Southern Illinois	Hannahs (19)	Kingsley (7)	Beard (6)	Seven Players (1)	Kingsley (5)
Nov. 18	UT Arlington	Barford (17)	Three Players (6)	Four Players (2)	Barford (3)	Kingsley (4)
Nov. 22	at Minnesota	Hannahs (20)	Kingsley (10)	Three Players (3)	Watkins (3)	Kingsley (3)
Nov. 28	Mount Saint Mary's	Macon (15)	Kingsley (13)	Two Players (4)	Two Players (2)	Kingsley (1)
Dec. 1	Stephen F. Austin	Hannahs (15)	Watkins (7)	Macon (5)	Beard (4)	Jones (1)
Dec. 3	Austin Peay	--	--	--	--	--
Dec. 6	Houston	--	--	--	--	--
Dec. 10	North Florida	--	--	--	--	--
Dec. 17	Texas^	--	--	--	--	--
Dec. 20	North Dakota State	--	--	--	--	--
Dec. 22	Sam Houston State#	--	--	--	--	--
Dec. 29	Florida*	--	--	--	--	--
Jan. 3	at Tennessee*	--	--	--	--	--
Jan. 7	at Kentucky*	--	--	--	--	--
Jan. 10	Mississippi State*	--	--	--	--	--
Jan. 14	Missouri*	--	--	--	--	--
Jan. 17	at Texas A&M*	--	--	--	--	--
Jan. 21	LSU*	--	--	--	--	--
Jan. 24	at Vanderbilt*	--	--	--	--	--
Jan. 28	at Oklahoma State%	--	--	--	--	--
Feb. 1	Alabama*	--	--	--	--	--
Feb. 4	at Missouri*	--	--	--	--	--
Feb. 7	Vanderbilt*	--	--	--	--	--
Feb. 11	at LSU*	--	--	--	--	--
Feb. 15	at South Carolina*	--	--	--	--	--
Feb. 18	Ole Miss*	--	--	--	--	--
Feb. 22	Texas A&M*	--	--	--	--	--
Feb. 25	at Auburn*	--	--	--	--	--
March 1	at Florida*	--	--	--	--	--
March 4	Georgia*	--	--	--	--	--

at Verizon Arena (North Little Rock, Ark.) | ^ Lone Star Shootout (Houston, Texas) | % Big12/SEC Challenge | * SEC Game

» MISCELLANEOUS TEAM STATS »

Date	Opponent	W/L	Points In Paint			Pts Off Turnovers			2nd Chance Pts			Fast Break Pts		
			Ark	Opp.	Diff.	Ark	Opp.	Diff.	Ark	Opp.	Diff.	Ark	Opp.	Diff.
Nov. 11	Fort Wayne	W	52	22	+30	16	12	+4	9	21	-12	24	0	+24
Nov. 14	Southern Illinois	W	30	28	+2	21	17	+4	11	10	+1	17	2	+15
Nov. 18	UT Arlington	W	24	20	+4	28	20	+8	9	18	-9	10	8	+2
Nov. 22	at Minnesota	L	46	38	+8	11	26	-15	11	13	-2	6	4	+2
Nov. 28	Mount Saint Mary's	W	48	34	+14	18	10	+8	13	6	+7	21	9	+12
Dec. 1	Stephen F. Austin	W	36	28	+8	29	24	+5	12	9	+3	20	4	+16
Dec. 3	Austin Peay	--	--	--	--	--	--	--	--	--	--	--	--	--
Dec. 6	Houston	--	--	--	--	--	--	--	--	--	--	--	--	--
Dec. 10	North Florida	--	--	--	--	--	--	--	--	--	--	--	--	--
Dec. 17	Texas^	--	--	--	--	--	--	--	--	--	--	--	--	--
Dec. 20	North Dakota State	--	--	--	--	--	--	--	--	--	--	--	--	--
Dec. 22	Sam Houston State#	--	--	--	--	--	--	--	--	--	--	--	--	--
Dec. 29	Florida*	--	--	--	--	--	--	--	--	--	--	--	--	--
Jan. 3	at Tennessee*	--	--	--	--	--	--	--	--	--	--	--	--	--
Jan. 7	at Kentucky*	--	--	--	--	--	--	--	--	--	--	--	--	--
Jan. 10	Mississippi State*	--	--	--	--	--	--	--	--	--	--	--	--	--
Jan. 14	Missouri*	--	--	--	--	--	--	--	--	--	--	--	--	--
Jan. 17	at Texas A&M*	--	--	--	--	--	--	--	--	--	--	--	--	--
Jan. 21	LSU*	--	--	--	--	--	--	--	--	--	--	--	--	--
Jan. 24	at Vanderbilt*	--	--	--	--	--	--	--	--	--	--	--	--	--
Jan. 28	at Oklahoma State%	--	--	--	--	--	--	--	--	--	--	--	--	--
Feb. 1	Alabama*	--	--	--	--	--	--	--	--	--	--	--	--	--
Feb. 4	at Missouri*	--	--	--	--	--	--	--	--	--	--	--	--	--
Feb. 7	Vanderbilt*	--	--	--	--	--	--	--	--	--	--	--	--	--
Feb. 11	at LSU*	--	--	--	--	--	--	--	--	--	--	--	--	--
Feb. 15	at South Carolina*	--	--	--	--	--	--	--	--	--	--	--	--	--
Feb. 18	Ole Miss*	--	--	--	--	--	--	--	--	--	--	--	--	--
Feb. 22	Texas A&M*	--	--	--	--	--	--	--	--	--	--	--	--	--
Feb. 25	at Auburn*	--	--	--	--	--	--	--	--	--	--	--	--	--
March 1	at Florida*	--	--	--	--	--	--	--	--	--	--	--	--	--
March 4	Georgia*	--	--	--	--	--	--	--	--	--	--	--	--	--
TOTALS		5-1	236	170	+66	123	109	+14	65	77	-12	98	27	+71

at Verizon Arena (North Little Rock, Ark.) | ^ Lone Star Shootout (Houston, Texas) | % Big12/SEC Challenge | * SEC Game

Nov. 11: FORT WAYNE » W, 92-83

- Preseason favorites to win the Summit League this season.

- Dusty Hannahs finished with a game-high 23 points on 7-of-17 shooting, including 8-of-10 from the free throw line. Moses Kingsley finished with nine points and nine rebounds to go along with seven blocks and three assists.

- In his first game as a Razorback, junior guard Daryl Macon recorded 13 points, seven rebounds and a game-high five assists. Jaylen Barford, Manuale Watkins and Dustin Thomas each added 10 points a piece.

Nov. 14: S. ILLINOIS » W, 90-65

- Picked to finish fifth this season in the MVC.

- 10 different players recorded points, while six finished with nine or more. Arkansas outscored the Salukis 17-2 on the fast break.

- After missing the season opener to a knee injury, freshman C.J. Jones came off the bench and immediately sank his first 3-point opportunity as a Razorback, finishing with 11 points and two rebounds.

Nov. 18: UT ARLINGTON » W, 71-67

- After finishing third last season in the Sun Belt with a record of 24-11, 13-7 in conference play, the Mavericks were picked as the preseason favorite to win the league this season.

- Arkansas trailed by as many as 17 points in the first half, but used a 20-2 run to open the second half and take its first lead of the game.

- Jaylen Barford led all scorers with 17 points, while Anton Beard came off the bench and provided a much needed spark with 12 second-half points.

Nov. 22: MINNESOTA » L, 85-71

- Finished 8-23 last season, 2-16 in the Big Ten.

- Dusty Hannahs was able to manufacture a game-high 20 points on 7-of-12 shooting and two rebounds.

- Senior Moses Kingsley recorded his first double-double of the season, scoring 10 points to go along with 10 rebounds and three blocks.

Nov. 28: MOUNT ST. MARY'S » W, 89-76

- A member of the Northeast Conference, the Mountaineers are coming off a fifth place finish in the NEC with an overall record of 14-19, 10-8 in conference play.

- Arkansas had five players score in double figures with Daryl Macon leading the way with 15 points.

Dec. 1: STEPHEN F. AUSTIN » W, 78-62

- Southland Conference regular season and tournament champions a year ago after going 28-6, 18-0 in conference play. Picked to finish second this season.

- The Hogs were led by senior Dusty Hannahs who finished with 15 points and two assists. Moses Kingsley put up 12 points to along with six boards and two assists.

- Arkansas outscored SFA 20-4 on fastbreak points

Dec. 3: AUSTIN PEAY »

- After finishing 18-18 in the regular season and 7-9 in conference play, the Governors made the NCAA tournament by winning the 2016 Ohio Valley Conference Tournament as the eight seed.

- Finished third in the Ohio Valley in offensive rebounds, rebounding margin, rebounding defense, rebounding offense and field goal percentage.

Dec. 6: HOUSTON »

- Finished third in the American Athletic Conference after going 22-10, 12-6 in conference last season.

- Picked to finish fourth in the AAU this season.

- Led AAU in scoring offense and three-point field goal defense.

Dec. 10: NORTH FLORIDA »

- Regular season Atlantic Sun Conference Champions after going 10-2 in conference play, 22-12 overall.

- Projected to finish second in the ASUN this season after returning their leader in assists and scoring, Dallas Moore who finished second in the league in scoring and led the conference in points per game.

- Advanced to the NIT last season before losing to Florida in the first round.

Dec. 17: TEXAS »

- Picked to finish third in the Big 12 after finishing fourth in the league last season, going 11-7 in conference, 20-13 overall.

- Defeated North Carolina in non-conference play who eventually went on to play for the National Championship against Villanova.

- Finished second in the Big 12 in turnover margin and top five in 3-point field goals made, offensive rebounds, assist-to-turnover ratio, blocked shots, field goal percentage defense and scoring defense.

Dec. 20: NORTH DAKOTA STATE »

- Finished 20-13 overall last season, 8-8 in the Summit League.

- Finished fifth in the conference last season, runner-up in the conference tournament. Has won the Summit League regular season title and tournament title two of the last three seasons.

- Return their best three-point shooter (Paul Miller), assist leader (Khy Kabellis), blocked shots leader (Dexter Werner), steals leader (Carlin Dupree) and leading scorer (A.J. Jacobson).

Dec. 22: SAM HOUSTON STATE »

- Projected to win the Southland Conference.

- Return their top seven scorers from a team that went 18-16 last season, 12-6 in conference play.

- Finished second in the Southland Conference in assists, assist/turnover ratio, defensive rebounding and scoring margin.

Jan. 28: OKLAHOMA STATE »

- Finished 12-20 last season, 3-15 in Big 12 match-ups. Picked to finish seventh in the league this season.

- Return top two leading scorers, Phil Forte III and Jawun Evans. Evans also led the team last season in assists per game. Leyton Hammonds returns as well for the Cowboys who led the team in rebounds per game a year season ago.

- Finished second in the Big 12 in scoring defense, free throw percentage and field goal percentage defense.

at guard... a six-three junior... from Jackson, Tennessee... number zero...

JAYLEN BARFORD



» @JBarford1 NEWS & NOTES »

- Has scored in double-figures and recorded multiple assists in four out of the first six games.
- Scored a career-high 17 pts, six rebounds and three steals in the win vs. UT Arlington.
- Junior college transfer from Motlow State Community College.
- Ranked at the No. 1 junior college transfer in the 2016 class.
- Named one of 15 Impact JUCO Transfers by Jon Rothstein.
- Led the nation last year in scoring at 26.2 points per game and paced the country in field goals made (310-527) and total point (837).
- Scored 20+ points 31 times in JUCO, 30+ 12 times.
- Was named First Team All-American and TCCAA Player of the Year last season.

» GAME-BY-GAME STATS »

Opponent	Date	gs	min	Total		3-Pointers		Free throws		Rebounds				pf	a	t/o	blk	stl	pts	avg
				fg-fga	pct	3fg-fga	pct	ft-fa	pct	off	def	tot	avg							
FORT WAYNE	11/11/16	*	27	4-9	.444	1-1	1.000	1-2	.500	1	4	5	5.0	3	4	2	0	1	10	10.0
SOUTHERN ILLINOIS	11/14/16	*	22	4-7	.571	1-2	.500	0-2	.000	0	2	2	3.5	2	2	2	0	0	9	9.5
UT ARLINGTON	11/18/16	*	31	6-12	.500	1-2	.500	4-6	.667	3	3	6	4.3	1	2	6	0	3	17	12.0
at Minnesota	11/22/16	*	25	5-9	.556	0-1	.000	2-2	1.000	1	1	2	3.8	3	2	2	0	1	12	12.0
MOUNT ST. MARY'S	11/28/16		23	5-8	.625	2-4	.500	1-1	1.000	0	1	1	3.2	2	1	0	0	2	13	12.2
STEPHEN F. AUSTIN	12/01/16		20	2-6	.333	0-3	.000	4-5	.800	1	2	3	3.2	2	1	3	0	1	8	11.5
Totals		4	148	26-51	.510	5-13	.385	12-18	.667	6	13	19	3.2	13	12	15	0	8	69	11.5

Games played: 6
Minutes/game: 24.7
Points/game: 11.5
FG Pct: 51.0
3FG Pct: 38.5
FT Pct: 66.7

Rebounds/game: 3.2
Assists/game: 2.0
Turnovers/game: 2.5
Assist/turnover ratio: 0.8
Steals/game: 1.3

» SEASON/CAREER HIGHS »

POINTS

Season: 17 vs. UT Arlington (11/18/16)
Career: 17 vs. UT Arlington (11/18/16)

FIELD GOALS

Season: 6 vs. UT Arlington (11/18/16)
Career: 6 vs. UT Arlington (11/18/16)

FIELD GOALS ATTEMPTED

Season: 12 vs. UT Arlington (11/18/16)
Career: 12 vs. UT Arlington (11/18/16)

3-POINT FIELD GOALS

Season: 2 vs. Mount St. Mary's (11/28/16)
Career: 2 vs. Mount St. Mary's (11/28/16)

3-POINT FG ATTEMPTS

Season: 4 vs. Mount St. Mary's (11/28/16)
Career: 4 vs. Mount St. Mary's (11/28/16)

FREE THROWS MADE

Season: 4 (2x) last vs. Stephen F. Austin (12/1/16)
Career: 4 (2x) last vs. Stephen F. Austin (12/1/16)

FREE THROWS ATTEMPTS

Season: 6 vs. UT Arlington (11/18/16)
Career: 6 vs. UT Arlington (11/18/16)

REBOUNDS

Season: 6 vs. UT Arlington (11/18/16)
Career: 6 vs. UT Arlington (11/18/16)

ASSISTS

Season: 4 vs. Fort Wayne (11/11/16)
Career: 4 vs. Fort Wayne (11/11/16)

STEALS

Season: 3 vs. UT Arlington (11/18/16)
Career: 3 vs. UT Arlington (11/18/16)

BLOCKS

Season: --
Career: --

MINUTES

Season: 31 vs. UT Arlington (11/18/16)
Career: 31 vs. UT Arlington (11/18/16)

» CAREER STATISTICS AT ARKANSAS »

Season	gp-gs	min/avg	Total		3-Point		F-Throws		Rebounds				Scoring					
			fg-fga	pct	fg-fga	pct	ft-fa	pct	off	def	tot	avg	pf	fo	ast	to	blk	stl
2016-17	6-4	148/24.7	26-51	.510	5-13	.385	12-18	.667	6	13	19	3.2	13	0	12	15	0	8
TOTAL	6-4	148/24.7	26-51	.510	5-13	.385	12-18	.667	6	13	19	3.2	13	0	12	15	0	8

at forward... a six-nine junior... from Madison, Arkansas... number one...

TREY THOMPSON



» @T_Top24 NEWS & NOTES »

- Scheduled to graduate early in December with a degree in recreation and sport management.
- Averaged 3.1 points and 4.3 rebounds per game last season as a sophomore.
- Scored a career high 13 points against LSU (2/23/16) after going a perfect 6-6 from the field.
- Recorded a career high nine rebounds and four blocked shots against Texas Tech last season (1/30/16).
- Went to high school with teammate RJ Glasper.

» GAME-BY-GAME STATS »

Opponent	Date	gs	min	Total		3-Pointers		Free throws		Rebounds				pf	a	t/o	blk	stl	pts	avg
				fg-fga	pct	3fg-fga	pct	ft-fa	pct	off	def	tot	avg							
FORT WAYNE	11/11/16	13		2-2	1.000	0-0	.000	1-2	.500	0	4	4	4.0	3	1	0	2	0	5	5.0
SOUTHERN ILLINOIS	11/14/16	15		1-3	.333	0-0	.000	2-2	1.000	1	3	4	4.0	3	1	1	0	1	4	4.5
UT ARLINGTON	11/18/16	7		1-2	.500	0-0	.000	1-1	1.000	3	1	4	4.0	2	0	2	0	0	3	4.0
at Minnesota	11/22/16	13		0-0	.000	0-0	.000	0-0	.000	0	3	3	3.8	1	2	1	0	0	0	3.0
MOUNT ST. MARY'S	11/28/16	13		0-1	.000	0-0	.000	0-0	.000	1	4	5	4.0	3	1	0	0	1	0	2.4
STEPHEN F. AUSTIN	12/01/16	6		0-0	.000	0-0	.000	0-0	.000	0	1	1	3.5	3	0	0	0	0	0	2.0
Totals		0	67	4-8	.500	0-0	.000	4-5	.800	5	16	21	3.5	15	5	4	2	12	2.0	

Games played: 6
Minutes/game: 11.2
Points/game: 2.0
FG Pct: 50.0
FT Pct: 80.0

Rebounds/game: 3.5
Assists/game: 0.8
Turnovers/game: 0.7
Assist/turnover ratio: 1.3
Steals/game: 0.3
Blocks/game: 0.3

» SEASON/CAREER HIGHS »

POINTS

Season: 5 vs. Fort Wayne (11/11/16)

Career: 13 vs. LSU (Feb. 23, 2016)

FIELD GOALS

Season: 2 vs. Fort Wayne (11/11/16)

Career: 6 vs. LSU (Feb. 23, 2016)

FIELD GOALS ATTEMPTED

Season: 3 vs. Southern Illinois (11/14/16)

Career: 7 vs. Tennessee Tech (Dec. 12, 2015)

3-POINT FIELD GOALS

Season: --

Career: --

3-POINT FG ATTEMPTS

Season: --

Career: --

FREE THROWS MADE

Season: 2 vs. Southern Illinois (11/14/16)

Career: 4 at Texas A&M (Jan. 2, 2016)

FREE THROWS ATTEMPTS

Season: 2 (2x) last vs. Southern Illinois (11/14/16)

Career: 5 at Texas A&M (Jan. 2, 2016)

REBOUNDS

Season: 5 vs. Mount St. Mary's (11/28/16)

Career: 9 vs. Texas Tech (Jan. 30, 2016)

ASSISTS

Season: 2 at Minnesota (11/22/16)

Career: 5 vs. North Florida (12/22/15)

STEALS

Season: 1 (2x) last vs. Mount St. Mary's (11/28/16)

Career: 1 (15x) last vs. Mount St. Mary's (11/28/16)

BLOCKS

Season: 2 vs. Fort Wayne (11/11/16)

Career: 4 vs. Texas Tech (Jan. 30, 2016)

MINUTES

Season: 15 vs. Southern Illinois (11/14/16)

Career: 29 vs. LSU (Feb. 23, 2016)

» CAREER STATISTICS AT ARKANSAS »

			Total		3-Point		F-Throws		Rebounds											Scoring	
Season	gp-gs	min/avg	fg-fga	pct	fg-fga	pct	ft-fa	pct	off	def	tot	avg	pf	fo	ast	to	blk	stl	pts	avg	
2014-15	14-0	33/2.4	1-5	.200	0-0	.000	3-3	1.000	3	3	6	0.4	3	0	1	4	1	1	5	0.4	
2015-16	29-1	503/17.3	37-61	.607	0-0	.000	16-31	.516	28	96	124	4.3	88	6	36	33	27	13	90	3.1	
2016-17	6-0	67/11.2	4-8	.500	0-0	.000	4-5	.800	5	16	21	3.5	15	0	5	4	2	2	12	2.0	
TOTAL	49-1	603/12.3	42-74	.568	0-0	.000	23-39	.590	36	115	151	3.1	106	6	42	41	30	16	107	2.2	

at forward... a **six-six** freshman... from Campti, **Louisiana**... number **two**...

ADRIOBAILEY



@AdrioBailey NEWS & NOTES »

- Scored his first collegiate points against Stephen F. Austin, a back door cut for a throwdown slam.
- Ranked the No. 11 player in the state of Louisiana.
- Ranked the No. 50 small forward in the 2016 class by Rivals.com.
- Averaged 19.5 points, 12.7 rebounds and 3.9 blocks per game last season as a senior in high school.

» GAME-BY-GAME STATS »

Opponent	Date	gs	min	Total		3-Pointers		Free throws		Rebounds				pf	a	t/o	blk	stl	pts	avg
				fg-fga	pct	3fg-fga	pct	ft-fa	pct	off	def	tot	avg							
FORT WAYNE	11/11/16	3		0-0	.000	0-0	.000	0-0	.000	0	1	1	1.0	1	0	1	0	0	0	0.0
SOUTHERN ILLINOIS	11/14/16	7		0-1	.000	0-0	.000	0-2	.000	1	0	1	1.0	1	0	3	0	0	0	0.0
UT ARLINGTON	11/18/16	dnp		-	-	-	-	-	-	-	-	-	-	-	-	-	-	-	-	-
at Minnesota	11/22/16	5		0-1	.000	0-0	.000	0-0	.000	0	1	1	1.0	0	0	0	0	0	0	0.0
MOUNT ST. MARY'S	11/28/16	4		0-0	.000	0-0	.000	0-0	.000	0	0	0	0.8	0	1	0	0	1	0	0.0
STEPHEN F. AUSTIN	12/01/16	12		1-1	1.000	0-0	.000	0-0	.000	0	0	0	0.6	4	0	1	0	0	2	0.4
Totals		0	31	1-3	.333	0-0	.000	0-2	.000	1	2	3	0.6	6	1	5	0	1	2	0.4

Games played: 5
Minutes/game: 6.2
Points/game: 0.4
FG Pct: 33.3
FT Pct: 0.0

Rebounds/game: 0.6
Assists/game: 0.2
Turnovers/game: 1.0
Assist/turnover ratio: 0.2
Steals/game: 0.2

» SEASON/CAREER HIGHS »

POINTS

Season: 2 vs. Stephen F. Austin (12/1/16)
Career: 2 vs. Stephen F. Austin (12/1/16)

FIELD GOALS

Season: 1 vs. Stephen F. Austin (12/1/16)
Career: 1 vs. Stephen F. Austin (12/1/16)

FIELD GOALS ATTEMPTED

Season: 1 (3x) last vs. Stephen F. Austin (12/1/16)
Career: 1 (3x) last vs. Stephen F. Austin (12/1/16)

3-POINT FIELD GOALS

Season: --
Career: --

3-POINT FG ATTEMPTS

Season: --
Career: --

FREE THROWS MADE

Season: --
Career: --

FREE THROWS ATTEMPTS

Season: 2 vs. Southern Illinois (11/14/16)
Career: 2 vs. Southern Illinois (11/14/16)

REBOUNDS

Season: 1 (2x) last at Minnesota (11/22/16)
Career: 1 (2x) last at Minnesota (11/22/16)

ASSISTS

Season: 1 vs. Mount St. Mary's (11/28/16)
Career: 1 vs. Mount St. Mary's (11/28/16)

STEALS

Season: 1 vs. Mount St. Mary's (11/28/16)
Career: 1 vs. Mount St. Mary's (11/28/16)

BLOCKS

Season: --
Career: --

MINUTES

Season: 12 vs. Stephen F. Austin (12/1/16)
Career: 12 vs. Stephen F. Austin (12/1/16)

» CAREER STATISTICS AT ARKANSAS »

			Total		3-Point		F-Throws		Rebounds											Scoring	
Season	gp-gs	min/avg	fg-fga	pct	fg-fga	pct	ft-fa	pct	off	def	tot	avg	pf	fo	ast	to	blk	stl	pts	avg	
2016-17	5-0	31/6.2	1-3	.333	0-0	.000	0-2	.000	1	2	3	0.6	6	0	1	5	0	1	2	0.4	
TOTAL	5-0	31/6.2	1-3	.333	0-0	.000	0-2	.000	1	2	3	0.6	6	0	1	5	0	1	2	0.4	

at guard... a **six-three** redshirt-senior... from Little Rock, **Arkansas**... number **three**...

DUSTY HANNAHS



» @D_Hannahs NEWS & NOTES »

- Has made 17 straight free throws over the last four games.
- Has reached double-digits in 14 straight contests dating back to last season.
- Is 47-of-51 (.921) from the free throw line over the last nine games.
- Reached the 1,000 point club for his career in the season opener with a 23-point effort.
- Named to the Preseason Second Team All-SEC as voted on by the league coaches.
- One of 20 players on the Jerry West Shooting Guard of the Year Award watch list.
- Ranked No. 97 player in the nation by CBS Sports.

» GAME-BY-GAME STATS »

Opponent	Date	gs	min	Total		3-Pointers		Free throws		Rebounds				pf	a	t/o	blk	stl	pts	avg	
				fg-fga	pct	3fg-fga	pct	ft-fa	pct	off	def	tot	avg								
FORT WAYNE	11/11/16	*	30	7-17	.412	1-6	.167	8-10	.800	1	0	1	1.0	1	2	1	0	1	23	23.0	
SOUTHERN ILLINOIS	11/14/16	*	20	5-7	.714	5-6	.833	4-4	1.000	1	4	5	3.0	2	1	1	0	0	19	21.0	
UT ARLINGTON	11/18/16	*	27	2-10	.200	2-7	.286	5-6	.833	1	0	1	2.3	1	2	0	0	1	11	17.7	
at Minnesota	11/22/16	*	29	7-12	.583	1-2	.500	5-5	1.000	1	1	2	2.3	1	0	3	0	0	20	18.3	
MOUNT ST. MARY'S	11/28/16	*	20	4-14	.286	0-5	.000	4-4	1.000	1	1	2	2.2	1	1	1	0	1	12	17.0	
STEPHEN F. AUSTIN	12/01/16	*	24	5-9	.556	0-2	.000	5-5	1.000	0	0	0	1.8	1	2	1	0	1	15	16.7	
Totals			6	150	30-69	.435	9-28	.321	31-34	.912	5	6	11	1.8	7	8	7	0	4	100	16.7

Games played: 6
Minutes/game: 25.0
Points/game: 16.7
FG Pct: 43.5
3FG Pct: 32.1
FT Pct: 91.2

Rebounds/game: 1.8
Assists/game: 1.3
Turnovers/game: 1.2
Assist/turnover ratio: 1.1
Steals/game: 0.7

» SEASON/CAREER HIGHS »

POINTS

Season: 23 vs. Fort Wayne (11/11/16)
Career: 33 vs. Florida (3/10/16)

FIELD GOALS

Season: 7 (2x) last at Minnesota (11/22/16)
Career: 12 vs. Florida (3/10/16)

FIELD GOALS ATTEMPTED

Season: 17 vs. Fort Wayne (11/11/16)
Career: 23 vs. Florida (3/10/16)

3-POINT FIELD GOALS

Season: 5 vs. Southern Illinois (11/14/16)
Career: 8 vs. Mississippi State (1/9/16)

3-POINT FG ATTEMPTS

Season: 6 vs. Southern Illinois (11/14/16)
Career: 13 vs. Mississippi State (1/9/16)

FREE THROWS MADE

Season: 8 vs. Fort Wayne (11/11/16)
Career: 10 vs. Evansville (12/8/15)

FREE THROWS ATTEMPTS

Season: 10 vs. Fort Wayne (11/11/16)
Career: 10, 3x, last vs. Fort Wayne (11/11/16)

REBOUNDS

Season: 5 vs. Southern Illinois (11/14/16)
Career: 6, 2x, last vs. Missouri (2/20/16)

ASSISTS

Season: 2 (3x) last vs. Stephen F. Austin (12/1/16)
Career: 6 at West Virginia (1/22/14)^

STEALS

Season: 1 (4x) last vs. Stephen F. Austin (12/1/16)
Career: 3 (2x) last vs. Mississippi State (1/9/15)

BLOCKS

Season: --
Career: 1, 2x, last at Arizona State (12/21/13)^

MINUTES

Season: 30 vs. Fort Wayne (11/11/16)
Career: 40 vs. Texas Tech (1/30/16)

^ - at Texas Tech

» CAREER STATISTICS AT ARKANSAS »

			Total		3-Point		F-Throws		Rebounds											Scoring	
Season	gp-gs	min/avg	fg-fga	pct	fg-fga	pct	ft-fa	pct	off	def	tot	avg	pf	fo	ast	to	blk	stl	pts	avg	
2015-16	32-20	866/27.1	174-380	.458	81-187	.433	100-115	.870	19	58	77	2.4	68	0	29	41	0	20	529	16.5	
2016-17	6-6	150/25.0	30-69	.435	9-28	.321	31-34	.912	5	6	11	1.8	7	0	8	7	0	4	100	16.7	
TOTAL	38-26	1016/26.7	204-449	.454	90-215	.419	131-149	.879	24	64	88	2.3	75	0	37	48	0	24	629	16.6	

at guard... a six-three junior... from Little Rock, Arkansas... number four...

DARYL MACON



» @YoD4__ NEWS & NOTES »

- Is the only player in the last 30 years to have 13+ points, 7+ rebounds, 5+ assists and 4+ steals in his Razorback debut. (Via @HogStats)
- Had a game-high 5 assists against Stephen F. Austin.
- Has scored at least 12 points in four of the six games this season.
- Junior college transfer from Holmes Community College.
- Ranked as the No. 3 junior college transfer in the 2016 class.
- Named one of 15 Impact JUCO Transfers by Jon Rothstein.
- Averaged 23.9 points, 3.7 rebounds, and 3.2 assists per game as a sophomore at Holmes CC.

» GAME-BY-GAME STATS »

Opponent	Date	gs	min	Total		3-Pointers		Free throws		Rebounds				pf	a	t/o	blk	stl	pts	avg
				fg-fga	pct	3fg-fga	pct	ft-fa	pct	off	def	tot	avg							
FORT WAYNE	11/11/16	*	33	5-11	.455	2-6	.333	1-2	.500	2	5	7	7.0	3	5	4	0	4	13	13.0
SOUTHERN ILLINOIS	11/14/16	*	20	4-6	.667	4-6	.667	0-0	.000	0	2	2	4.5	2	5	0	1	1	12	12.5
UT ARLINGTON	11/18/16	*	26	2-6	.333	0-3	.000	3-4	.750	0	2	2	3.7	4	0	1	0	2	7	10.7
at Minnesota	11/22/16	*	26	4-11	.364	0-4	.000	4-4	1.000	1	4	5	4.0	1	1	5	0	2	12	11.0
MOUNT ST. MARY'S	11/28/16		18	4-7	.571	2-3	.667	5-6	.833	0	0	0	3.2	3	2	1	0	0	15	11.8
STEPHEN F. AUSTIN	12/01/16		22	3-8	.375	1-4	.250	0-0	.000	0	0	0	2.7	3	5	1	0	2	7	11.0
Totals			4	145	22-49	.449	9-26	.346	13-16	.813	3	13	16	2.7	16	18	1	11	66	11.0

Games played: 6
Minutes/game: 24.2
Points/game: 11.0
FG Pct: 44.9
3FG Pct: 34.6
FT Pct: 81.3

Rebounds/game: 2.7
Assists/game: 3.0
Turnovers/game: 2.0
Assist/turnover ratio: 1.5
Steals/game: 1.8
Blocks/game: 0.2

» SEASON/CAREER HIGHS »

POINTS

Season: 15 vs. Mount St. Mary's (11/28/16)
Career: 15 vs. Mount St. Mary's (11/28/16)

FIELD GOALS

Season: 5 vs. Fort Wayne (11/11/16)
Career: 5 vs. Fort Wayne (11/11/16)

FIELD GOALS ATTEMPTED

Season: 11 (2x) last at Minnesota (11/22/16)
Career: 11 (2x) last at Minnesota (11/22/16)

3-POINT FIELD GOALS

Season: 4 vs. Southern Illinois (11/14/16)
Career: 4 vs. Southern Illinois (11/14/16)

3-POINT FG ATTEMPTS

Season: 6 (2x) last vs. Southern Illinois (11/14/16)
Career: 6 (2x) last vs. Southern Illinois (11/14/16)

FREE THROWS MADE

Season: 5 vs. Mount St. Mary's (11/28/16)
Career: 5 vs. Mount St. Mary's (11/28/16)

FREE THROWS ATTEMPTS

Season: 6 vs. Mount St. Mary's (11/28/16)
Career: 6 vs. Mount St. Mary's (11/28/16)

REBOUNDS

Season: 7 vs. Fort Wayne (11/11/16)
Career: 7 vs. Fort Wayne (11/11/16)

ASSISTS

Season: 5 (2x) last vs. Southern Illinois (11/14/16)
Career: 5 (2x) last vs. Southern Illinois (11/14/16)

STEALS

Season: 4 vs. Fort Wayne (11/11/16)
Career: 4 vs. Fort Wayne (11/11/16)

BLOCKS

Season: 1 vs. Southern Illinois (11/14/16)
Career: 1 vs. Southern Illinois (11/14/16)

MINUTES

Season: 33 vs. Fort Wayne (11/11/16)
Career: 33 vs. Fort Wayne (11/11/16)

» CAREER STATISTICS AT ARKANSAS »

Season	gp-gs	min/avg	Total		3-Point		F-Throws		Rebounds				Scoring					
			fg-fga	pct	fg-fga	pct	ft-fa	pct	off	def	tot	avg	pf	fo	ast	to	blk	stl
2016-17	6-4	145/24.2	22-49	.449	9-26	.346	13-16	.813	3	13	16	2.7	16	0	18	12	1	11
TOTAL	6-4	145/24.2	22-49	.449	9-26	.346	13-16	.813	3	13	16	2.7	16	0	18	12	1	11

at forward... a six-eight junior... from St. Louis, Missouri... number five...

ARLANDO COOK



@ ballxbooks NEWS & NOTES »

- Three of his four baskets against Southern Illinois were lay-ups in transition.
- Junior college transfer from Connors State College
- Ranked as the No. 6 junior college transfer in the 2016 class.
- Averaged 16.0 points and 10.1 rebounds per game last season as a sophomore at Connors State College.
- Totaled 15 double-doubles, eight 20-point games and 16 10+ rebound performances last season.

» GAME-BY-GAME STATS »

Opponent	Date	gs	min	Total		3-Pointers		Free throws		Rebounds				pf	a	t/o	blk	stl	pts	avg
				fg-fga	pct	3fg-fga	pct	ft-fa	pct	off	def	tot	avg							
FORT WAYNE	11/11/16	5		0-0	.000	0-0	.000	0-0	.000	0	0	0	0.0	3	0	2	0	0	0	0.0
SOUTHERN ILLINOIS	11/14/16	13		4-8	.500	0-0	.000	1-1	1.000	0	2	2	1.0	0	0	1	1	1	9	4.5
UT ARLINGTON	11/18/16	13		0-2	.000	0-0	.000	1-2	.500	1	0	1	1.0	0	0	1	1	1	1	3.3
at Minnesota	11/22/16	14		2-3	.667	0-0	.000	0-0	.000	0	0	0	0.8	4	0	3	1	1	4	3.5
MOUNT ST. MARY'S	11/28/16	13		1-4	.250	0-0	.000	1-2	.500	0	2	2	1.0	1	1	0	0	0	3	3.4
STEPHEN F. AUSTIN	12/01/16	9		1-2	.500	0-0	.000	0-0	.000	1	0	1	1.0	0	0	0	0	0	2	3.2
Totals		0	67	8-19	.421	0-0	.000	3-5	.600	2	4	6	1.0	8	1	7	3	3	19	3.2

Games played: 6
Minutes/game: 11.2
Points/game: 3.2
FG Pct: 42.1
FT Pct: 60.0

Rebounds/game: 1.0
Assists/game: 0.2
Turnovers/game: 1.2
Assist/turnover ratio: 0.1
Steals/game: 0.5
Blocks/game: 0.5

» SEASON/CAREER HIGHS »

POINTS

Season: 9 vs. Southern Illinois (11/14/16)
Career: 9 vs. Southern Illinois (11/14/16)

FIELD GOALS

Season: 4 vs. Southern Illinois (11/14/16)
Career: 4 vs. Southern Illinois (11/14/16)

FIELD GOALS ATTEMPTED

Season: 8 vs. Southern Illinois (11/14/16)
Career: 8 vs. Southern Illinois (11/14/16)

3-POINT FIELD GOALS

Season: --
Career: --

3-POINT FG ATTEMPTS

Season: --
Career: --

FREE THROWS MADE

Season: 1 (3x) last vs. Mount St. Mary's (11/28/16)
Career: 1 (3x) last vs. Mount St. Mary's (11/28/16)

FREE THROWS ATTEMPTS

Season: 2 (2x) last vs. Mount St. Mary's (11/28/16)
Career: 2 (2x) last vs. Mount St. Mary's (11/28/16)

REBOUNDS

Season: 2 (2x) last vs. Mount St. Mary's (11/28/16)
Career: 2(2x) last vs. Mount St. Mary's (11/28/16)

ASSISTS

Season: 1 vs. Mount St. Mary's (11/28/16)
Career: 1 vs. Mount St. Mary's (11/28/16)

STEALS

Season: 1 (3x) last at Minnesota (11/22/16)
Career: 1 (3x) last at Minnesota (11/22/16)

BLOCKS

Season: 1 (3x) last at Minnesota (11/22/16)
Career: 1 (3x) last at Minnesota (11/22/16)

MINUTES

Season: 14 at Minnesota (11/22/16)
Career: 14 at Minnesota (11/22/16)

» CAREER STATISTICS AT ARKANSAS »

			Total		3-Point		F-Throws		Rebounds											Scoring	
Season	gp-gs	min/avg	fg-fga	pct	fg-fga	pct	ft-fa	pct	off	def	tot	avg	pf	fo	ast	to	blk	stl	pts	avg	
2016-17	6-0	67/11.2	8-19	.421	0-0	.000	3-5	.600	2	4	6	1.0	8	0	1	7	3	3	19	3.2	
TOTAL	6-0	67/11.2	8-19	.421	0-0	.000	3-5	.600	2	4	6	1.0	8	0	1	7	3	3	19	3.2	

at forward... a **six-eight** freshman... from Fort Wayne, **Indiana**... number **twelve**...

BRACHENHAZEN



@Brachen_ NEWS & NOTES »

- Saw his first action as a Razorback against Southern Illinois.
- Ranked the No. 7 player in the state of Indiana.
- No. 50 small forward in the 2016 class by 247Sports.
- Averaged 16.1 points, 9.3 rebounds, 2.6 assists, 1.4 steals and 1.8 blocks per game as a senior at Columbia City High School.

» GAME-BY-GAME STATS »

Opponent	Date	gs	min	Total		3-Pointers		Free throws		Rebounds				pf	a	t/o	blk	stl	pts	avg
				fg-fga	pct	3fg-fga	pct	ft-fa	pct	off	def	tot	avg							
FORT WAYNE	11/11/16	dnp		-	-	-	-	-	-	-	-	-	-	-	-	-	-	-	-	-
SOUTHERN ILLINOIS	11/14/16	8		0-0	.000	0-0	.000	0-0	.000	1	1	2	2.0	3	0	4	0	0	0	0.0
UT ARLINGTON	11/18/16	dnp		-	-	-	-	-	-	-	-	-	-	-	-	-	-	-	-	-
at Minnesota	11/22/16	3		0-0	.000	0-0	.000	0-0	.000	0	0	0	1.0	0	0	0	0	0	0	0.0
MOUNT ST. MARY'S	11/28/16	1		0-0	.000	0-0	.000	0-2	.000	0	0	0	0.7	0	0	0	0	0	0	0.0
STEPHEN F. AUSTIN	12/01/16	2		0-0	.000	0-0	.000	0-0	.000	0	1	1	0.8	0	0	0	0	0	0	0.0
Totals		0	14	0-0	.000	0-0	.000	0-2	.000	1	2	3	0.8	3	0	4	0	0	0	0.0

Games played: 4
Minutes/game: 3.5
FT Pct: 0.0

Rebounds/game: 0.8
Turnovers/game: 1.0

» SEASON/CAREER HIGHS »

POINTS

Season:

Career:

FIELD GOALS

Season:

Career:

FIELD GOALS ATTEMPTED

Season:

Career:

3-POINT FIELD GOALS

Season:

Career:

3-POINT FG ATTEMPTS

Season:

Career:

FREE THROWS MADE

Season:

Career:

FREE THROWS ATTEMPTS

Season: 2 vs. Mount St. Mary's (11/28/16)

Career: 2 vs. Mount St. Mary's (11/28/16)

REBOUNDS

Season: 2 vs. Southern Illinois (11/14/16)

Career: 2 vs. Southern Illinois (11/14/16)

ASSISTS

Season:

Career:

STEALS

Season:

Career:

BLOCKS

Season:

Career:

MINUTES

Season: 8 vs. Southern Illinois (11/14/16)

Career: 8 vs. Southern Illinois (11/14/16)

» CAREER STATISTICS AT ARKANSAS »

			Total		3-Point		F-Throws		Rebounds											Scoring	
Season	gp-gs	min/avg	fg-fga	pct	fg-fga	pct	ft-fa	pct	off	def	tot	avg	pf	fo	ast	to	blk	stl	pts	avg	
2016-17	4-0	14/3.5	0-0	.000	0-0	.000	0-2	.000	1	2	3	0.8	3	0	0	4	0	0	0	0.0	
TOTAL	4-0	14/3.5	0-0	.000	0-0	.000	0-2	.000	1	2	3	0.8	3	0	0	4	0	0	0	0.0	

at forward... a **six-eight** redshirt junior... from Texarkana, **Texas**... number **thirteen**...

DUSTINTHOMAS



» @YehThatsMe_DT13 NEWS & NOTES »

- Scored nine first-half points against Mount St. Mary's to lead the team at the break.
- Sat out the season due to NCAA four-year transfer rules.
- Averaged 4.0 points and 2.5 rebounds per game over two years at Colorado.
- Scored a career high 17 points and three steals against Southern California his sophomore year.

» GAME-BY-GAME STATS »

Opponent	Date	gs	min	Total		3-Pointers		Free throws		Rebounds				pf	a	t/o	blk	stl	pts	avg	
				fg-fga	pct	3fg-fga	pct	ft-fta	pct	off	def	tot	avg								
FORT WAYNE	11/11/16	*	18	4-6	.667	0-0	.000	2-3	.667	1	5	6	6.0	5	0	3	0	0	10	10.0	
SOUTHERN ILLINOIS	11/14/16	*	18	1-3	.333	0-0	.000	0-0	.000	1	0	1	3.5	1	4	0	0	1	2	6.0	
UT ARLINGTON	11/18/16	*	28	1-3	.333	0-0	.000	6-8	.750	2	4	6	4.3	4	2	1	1	2	8	6.7	
at Minnesota	11/22/16	*	12	1-5	.200	0-0	.000	3-4	.750	1	1	2	3.8	4	0	1	0	0	5	6.3	
MOUNT ST. MARY'S	11/28/16	*	23	6-7	.857	1-1	1.000	0-0	.000	1	4	5	4.0	3	1	0	0	1	13	7.6	
STEPHEN F. AUSTIN	12/01/16	*	21	4-8	.500	0-0	.000	1-2	.500	2	0	2	3.7	2	1	2	0	0	9	7.8	
Totals			6	120	17-32	.531	1-1	1.000	12-17	.706	8	14	22	3.7	19	8	7	1	4	47	7.8

Games played: 6
Minutes/game: 20.0
Points/game: 7.8
FG Pct: 53.1
3FG Pct: 100.0
FT Pct: 70.6

Rebounds/game: 3.7
Assists/game: 1.3
Turnovers/game: 1.2
Assist/turnover ratio: 1.1
Steals/game: 0.7
Blocks/game: 0.2

» SEASON/CAREER HIGHS »

POINTS

Season: 13 vs. Mount St. Mary's (11/28/16)
Career: 17 vs. USC (01/04/15)^

FIELD GOALS

Season: 6 vs. Mount St. Mary's (11/28/16)
Career: 6 vs. Mount St. Mary's (11/28/16)

FIELD GOALS ATTEMPTED

Season: 8 vs. Stephen F. Austin (12/1/16)
Career: 8 (2x) last vs. Stephen F. Austin (12/1/16)

3-POINT FIELD GOALS

Season: 1 vs. Mount St. Mary's (11/28/16)
Career: 3 vs. USC (Jan. 4, 2015)^

3-POINT FG ATTEMPTS

Season: 1 vs. Mount St. Mary's (11/28/16)
Career: 3 (3x) last vs. USC (01/04/15)^

FREE THROWS MADE

Season: 6 vs. UT Arlington (11/18/16)
Career: 6 vs. UT Arlington (11/18/16)

FREE THROWS ATTEMPTS

Season: 8 vs. UT Arlington (11/18/16)
Career: 8 (2x) last vs. UT Arlington (11/18/16)

REBOUNDS

Season: 6 (2x) last vs. UT Arlington (11/18/16)
Career: 7 vs. Drexel (11/14/14)^

ASSISTS

Season: 4 vs. Southern Illinois (11/14/16)
Career: 4 (2x) last vs. Southern Illinois (11/14/16)

STEALS

Season: 2 vs. UT Arlington (11/18/16)
Career: 3 vs. USC (01/04/15)^

BLOCKS

Season: 1 vs. UT Arlington (11/18/16)
Career: 2 (2x) last vs. California (02/12/15)^

MINUTES

Season: 28 vs. UT Arlington (11/18/16)
Career: 30 at UCLA (01/31/15)^

^ - at Colorado

» CAREER STATISTICS AT ARKANSAS »

			Total		3-Point		F-Throws		Rebounds											Scoring	
Season	gp-gs	min/avg	fg-fga	pct	fg-fga	pct	ft-fa	pct	off	def	tot	avg	pf	fo	ast	to	blk	stl	pts	avg	
2016-17	6-6	120/20.0	17-32	.531	1-1	1.000	12-17	.706	8	14	22	3.7	19	1	8	7	1	4	47	7.8	
TOTAL	6-6	120/20.0	17-32	.531	1-1	1.000	12-17	.706	8	14	22	3.7	19	1	8	7	1	4	47	7.8	

at guard... a **six-three** senior... from Fayetteville, **Arkansas**... number **twenty-one**...

MANNY WATKINS



» @ManualeWatkins NEWS & NOTES »

- Is second in the SEC with a 6.5 assist/turnover ratio.
- Has 7 steals in the last three games.
- After having six double-digit scoring efforts in his first 76 games, he opened the 2016-17 campaign with a 10-point effort against Fort Wayne.
- Son of Associate Head Coach Melvin Watkins.
- Averaged 5.1 points and 3.0 rebounds per game as a junior.

» GAME-BY-GAME STATS »

Opponent	Date	gs	min	Total		3-Pointers		Free throws		Rebounds				pf	a	t/o	blk	stl	pts	avg
				fg-fga	pct	3fg-fga	pct	ft-fa	pct	off	def	tot	avg							
FORT WAYNE	11/11/16		27	5-6	.833	0-0	.000	0-0	.000	0	3	3	3.0	2	2	0	0	0	10	10.0
SOUTHERN ILLINOIS	11/14/16		21	2-5	.400	0-0	.000	0-0	.000	2	1	3	3.0	2	4	0	0	1	4	7.0
UT ARLINGTON	11/18/16		20	3-5	.600	0-0	.000	1-1	1.000	1	2	3	3.0	0	1	0	0	1	7	7.0
at Minnesota	11/22/16		22	2-6	.333	0-0	.000	0-0	.000	2	2	4	3.3	3	1	1	0	3	4	6.3
MOUNT ST. MARY'S	11/28/16	*	22	4-6	.667	0-0	.000	0-0	.000	2	4	6	3.8	0	4	0	0	2	8	6.6
STEPHEN F. AUSTIN	12/01/16	*	21	4-7	.571	0-0	.000	0-0	.000	1	6	7	4.3	2	1	1	0	2	8	6.8
Totals		2	133	20-35	.571	0-0	.000	1-1	1.000	8	18	26	4.3	9	13	2	0	9	41	6.8

Games played: 6
Minutes/game: 22.2
Points/game: 6.8
FG Pct: 57.1
FT Pct: 100.0

Rebounds/game: 4.3
Assists/game: 2.2
Turnovers/game: 0.3
Assist/turnover ratio: 6.5
Steals/game: 1.5

» SEASON/CAREER HIGHS »

POINTS

Season: 10 vs. Fort Wayne (11/11/16)
Career: 14 (2x) last at Wake Forest (12/04/15)

FIELD GOALS

Season: 5 vs. Fort Wayne (11/11/16)
Career: 6 at Wake Forest (12/04/15)

FIELD GOALS ATTEMPTED

Season: 7 vs. Stephen F. Austin (12/1/16)
Career: 10 at Texas A&M (01/02/16)

3-POINT FIELD GOALS

Season: --
Career: --

3-POINT FG ATTEMPTS

Season: --
Career: 2 vs. Iona (11/30/14)

FREE THROWS MADE

Season: 1 vs. UT Arlington (11/18/16)
Career: 4 vs. Charleston Southern (11/20/15)

FREE THROWS ATTEMPTS

Season: 1 vs. UT Arlington (11/18/16)
Career: 4, 6x, last vs. Tennessee (02/06/16)

REBOUNDS

Season: 7 vs. Stephen F. Austin (12/1/16)
Career: 9 vs. Northwestern State (12/01/15)

ASSISTS

Season: 4 (2x) last vs. Mount St. Mary's (11/28/16)
Career: 5, 2x, last vs. Northwestern State (12/01/15)

STEALS

Season: 3 at Minnesota (11/22/16)
Career: 5 vs. Wake Forest (11/19/14)

BLOCKS

Season: --
Career: 1, 3x, last vs. Auburn (02/17/16)

MINUTES

Season: 27 vs. Fort Wayne (11/11/16)
Career: 36 at Dayton (12/30/15)

» CAREER STATISTICS AT ARKANSAS »

			Total		3-Point		F-Throws		Rebounds											Scoring	
Season	gp-gs	min/avg	fg-fga	pct	fg-fga	pct	ft-fa	pct	off	def	tot	avg	pf	fo	ast	to	blk	stl	pts	avg	
2013-14	8-0	27/3.4	2-3	.667	0-0	.000	1-2	.500	1	3	4	0.5	2	0	1	2	0	3	5	0.6	
2014-15	36-0	502/13.9	38-68	.559	0-7	.000	17-24	.708	17	56	73	2.0	54	0	39	28	0	37	93	2.6	
2015-16	32-9	629/19.7	69-145	.476	0-1	.000	25-46	.543	29	67	96	3.0	55	1	66	24	3	28	163	5.1	
2016-17	6-2	133/22.2	20-35	.571	0-0	.000	1-1	1.000	8	18	26	4.3	9	0	13	2	0	9	41	6.8	
TOTAL	82-11	1291/15.7	129-251	.514	0-8	.000	44-73	.603	55	144	199	2.4	120	1	119	56	3	77	302	3.7	

at guard... a six-five freshman... from Birmingham, Alabama... number twenty-three...

C.J. JONES



@CJ_Jones2 NEWS & NOTES »

- Saw his first action in the Southern Illinois game, scoring 11 points on 2-of-4 shooting from behind the arc, 3-of-5 from the field.
- His first two baskets as a Razorback were a wide open 3-pointer 33 seconds after subbing in, followed by an alley-oop dunk from Anton Beard shortly after.
- Hit a career-high two 3-pointers against Stephen F. Austin.
- Sat out the season opener due to an injury (sprained knee).
- Ranked as the No. 6 player in the state of Alabama.
- Led his high school team in scoring his final two seasons.
- Averaged 28 points, 6 rebounds, 4 assists and 3 steals per game as a senior.

» GAME-BY-GAME STATS »

Opponent	Date	gs	min	Total		3-Pointers		Free throws		Rebounds				pf	a	t/o	blk	stl	pts	avg
				fg-fga	pct	3fg-fga	pct	ft-fga	pct	off	def	tot	avg							
FORT WAYNE	11/11/16		dnp																	
SOUTHERN ILLINOIS	11/14/16	17		3-5	.600	2-4	.500	3-3	1.000	0	2	2	2.0	2	0	0	0	11	11.0	
UT ARLINGTON	11/18/16		dnp																	
at Minnesota	11/22/16	4	0-0	.000	0.0	.000	0.0	.000	0.0	0	0	0	1.0	1	0	1	0	0	5.5	
MOUNT ST. MARY'S	11/28/16	14	1-4	.250	1-3	.333	2-2	1.000	0	1	1	1.0	1	1	1	0	0	5	5.3	
STEPHEN F. AUSTIN	12/01/16	11	2-5	.400	2-2	1.000	0-0	.000	0	1	1	1.0	1	1	1	1	0	6	5.5	
Totals		0	46	6-14	.429	5-9	.556	5-5	1.000	0	4	4	1.0	5	2	3	1	22	5.5	

Games played: 4
Minutes/game: 11.5
Points/game: 5.5
FG Pct: 42.9
3FG Pct: 55.6
FT Pct: 100.0

Rebounds/game: 1.0
Assists/game: 0.5
Turnovers/game: 0.8
Assist/turnover ratio: 0.7
Blocks/game: 0.3

» SEASON/CAREER HIGHS »

POINTS

Season: 11 vs. Southern Illinois (11/14/16)
Career: 11 vs. Southern Illinois (11/14/16)

FIELD GOALS

Season: 3 vs. Southern Illinois (11/14/16)
Career: 3 vs. Southern Illinois (11/14/16)

FIELD GOALS ATTEMPTED

Season: 5 (2x) last vs. Stephen F. Austin (12/1/16)
Career: 5 (2x) last vs. Stephen F. Austin (12/1/16)

3-POINT FIELD GOALS

Season: 2 (2x) last vs. Stephen F. Austin (12/1/16)
Career: 2 (2x) last vs. Stephen F. Austin (12/1/16)

3-POINT FG ATTEMPTS

Season: 4 vs. Southern Illinois (11/14/16)
Career: 4 vs. Southern Illinois (11/14/16)

FREE THROWS MADE

Season: 3 vs. Southern Illinois (11/14/16)
Career: 3 vs. Southern Illinois (11/14/16)

FREE THROWS ATTEMPTS

Season: 3 vs. Southern Illinois (11/14/16)
Career: 3 vs. Southern Illinois (11/14/16)

REBOUNDS

Season: 2 vs. Southern Illinois (11/14/16)
Career: 2 vs. Southern Illinois (11/14/16)

ASSISTS

Season: 1 (2x) last vs. Stephen F. Austin (12/1/16)
Career: 1 (2x) last vs. Stephen F. Austin (12/1/16)

STEALS

Season: --
Career: --

BLOCKS

Season: --
Career: --

MINUTES

Season: 17 vs. Southern Illinois (11/14/16)
Career: 17 vs. Southern Illinois (11/14/16)

» CAREER STATISTICS AT ARKANSAS »

			Total		3-Point		F-Throws		Rebounds											Scoring	
Season	gp-gs	min/avg	fg-fga	pct	fg-fga	pct	ft-fia	pct	off	def	tot	avg	pf	fo	ast	to	blk	stl	pts	avg	
2016-17	4-0	46/11.5	6-14	.429	5-9	.556	5-5	1.000	0	4	4	1.0	5	0	2	3	1	0	22	5.5	
TOTAL	4-0	46/11.5	6-14	.429	5-9	.556	5-5	1.000	0	4	4	1.0	5	0	2	3	1	0	22	5.5	

at guard... a **six-foot** junior... from North Little Rock, **Arkansas**... number **thirty one**...

ANTON BEARD



@AntonBeard31 NEWS & NOTES »

- Has 19 assists and only 5 turnovers to start the season.
- Is 5th in the SEC in assist/turnover ratio at 3.8.
- Has taken three of the team's six charges this season.
- Scored 12 points in the second half against UT Arlington.
- Recorded a career-high six assists in the victory over Southern Illinois.
- Five of his seven double-digit efforts last season came against SEC opponents.
- Scored a career high 18 points at Georgia (1/23/16) last season on 5 of 9 shooting from the field.

» GAME-BY-GAME STATS »

Opponent	Date	gs	min	Total		3-Pointers		Free throws		Rebounds				pf	a	t/o	blk	stl	pts	avg
				fg-fga	pct	3fg-fga	pct	ft-fa	pct	off	def	tot	avg							
FORT WAYNE	11/11/16	16		4-6	.667	2-3	.667	2-3	.667	0	1	1	1.0	4	3	0	0	2	12	12.0
SOUTHERN ILLINOIS	11/14/16	17		2-6	.333	1-4	.250	0-0	.000	1	0	1	1.0	1	6	1	0	1	5	8.5
UT ARLINGTON	11/18/16	18		4-8	.500	2-3	.667	2-2	1.000	1	5	6	2.7	2	2	0	0	0	12	9.7
at Minnesota	11/22/16	20		2-6	.333	0-1	.000	0-0	.000	5	0	5	3.3	1	2	1	0	0	4	8.3
MOUNT ST. MARY'S	11/28/16	*	23	4-8	.500	2-3	.667	1-2	.500	3	1	4	3.4	0	3	1	0	0	11	8.8
STEPHEN F. AUSTIN	12/01/16	*	23	2-5	.400	0-2	.000	5-6	.833	1	2	3	3.3	3	3	2	0	4	9	8.8
Totals		2	117	18-39	.462	7-16	.438	10-13	.769	11	9	20	3.3	11	19	5	0	7	53	8.8

Games played: 6
Minutes/game: 19.5
Points/game: 8.8
FG Pct: 46.2
3FG Pct: 43.8
FT Pct: 76.9

Rebounds/game: 3.3
Assists/game: 3.2
Turnovers/game: 0.8
Assist/turnover ratio: 3.8
Steals/game: 1.2

» SEASON/CAREER HIGHS »

POINTS

Season: 12 (2x) last vs. UT Arlington (11/18/16)
Career: 18 at Georgia (Jan. 23, 2016)

FIELD GOALS

Season: 4 (3x) last vs. Mount St. Mary's (11/28/16)
Career: 5, 4x, last at Missouri (Jan. 12, 2016)

FIELD GOALS ATTEMPTED

Season: 8 (2x) last vs. Mount St. Mary's (11/28/16)
Career: 13 at Dayton (Dec. 30, 2015)

3-POINT FIELD GOALS

Season: 2 (3x) last vs. Mount St. Mary's (11/28/16)
Career: 4 at Ole Miss (Feb. 14, 2015)

3-POINT FG ATTEMPTS

Season: 4 vs. Southern Illinois (11/14/16)
Career: 7 at Dayton (Dec. 30, 2015)

FREE THROWS MADE

Season: 5 vs. Stephen F. Austin (12/1/16)
Career: 7 at Georgia (Jan. 23, 2016)

FREE THROWS ATTEMPTS

Season: 6 vs. Stephen F. Austin (12/1/16)
Career: 9 at Georgia (Jan. 23, 2016)

REBOUNDS

Season: 6 vs. UT Arlington (11/18/16)
Career: 7 vs. Delaware State (Nov. 21, 2015)

ASSISTS

Season: 6 vs. Southern Illinois (11/14/16)
Career: 5, 4x, last at Dayton (Dec. 30, 2015)

STEALS

Season: 4 vs. Stephen F. Austin (12/1/16)
Career: 5 vs. Milwaukee (Dec. 22, 2014)

BLOCKS

Season: --
Career: 1 at Missouri (Jan. 12, 2016)

MINUTES

Season: 23 (2x) last vs. Stephen F. Austin (12/1/16)
Career: 33 vs. Tennessee (3/13/15)

» CAREER STATISTICS AT ARKANSAS »

			Total		3-Point		F-Throws		Rebounds										Scoring	
Season	gp-gs	min/avg	fg-fga	pct	fg-fga	pct	ft-fa	pct	off	def	tot	avg	pf	fo	ast	to	blk	stl	pts	avg
2014-15	35-16	662/18.9	66-172	.384	31-88	.352	35-55	.636	31	36	67	1.9	84	4	53	32	0	35	198	5.7
2015-16	23-1	481/20.9	57-164	.348	19-66	.288	27-42	.643	13	40	53	2.3	53	2	41	17	2	24	160	7.0
2016-17	6-2	117/19.5	18-39	.462	7-16	.438	10-13	.769	11	9	20	3.3	11	0	19	5	0	7	53	8.8
TOTAL	64-19	1260/19.7	141-375	.376	57-170	.335	72-110	.655	55	85	140	2.2	148	6	113	54	2	66	411	6.4

at forward... a **six-ten** senior... from Abuja, **Nigeria**... number **thirty-three**...

MOSES KINGSLEY



» @KingMoses_ NEWS & NOTES »

- Leads the SEC and ranks eighth in the country with 3.3 blocks per game.
- Has more blocks than 122 of the 351 Division I college basketball teams in the nation.
- Is currently the SEC's active leader in double-doubles with 18.
- Is one of 8 players in program history to reach 800 points, 500 rebounds and 100 blocks.
- Finished one rebound, one point and three blocks away from his first triple-double in the season opener.
- Preseason SEC Player of the Year (Media). Third in school history (Ronnie Brewer/Joe Johnson).
- Preseason first team All-SEC (Coaches).
- On watch lists for the Wooden Award, Naismith Trophy, Kareem Abdul-Jabbar Award and Lute Olson Award.

» GAME-BY-GAME STATS »

Opponent	Date	gs	min	Total fg-fga	pct	3-Pointers 3fg-fga	pct	Free throws ft-fa	pct	Rebounds off	def	tot	avg	pf	a	t/o	blk	stl	pts	avg
FORT WAYNE	11/11/16	*	28	4-9	.444	0-0	.000	1-2	.500	3	6	9	9.0	4	3	0	7	1	9	9.0
SOUTHERN ILLINOIS	11/14/16	*	22	4-10	.400	0-1	.000	7-7	1.000	1	6	7	8.0	1	0	1	5	1	15	12.0
UT ARLINGTON	11/18/16	*	30	2-5	.400	0-0	.000	1-2	.500	1	2	3	6.3	4	1	3	4	1	5	9.7
at Minnesota	11/22/16	*	27	3-8	.375	0-0	.000	4-5	.800	2	8	10	7.3	5	0	2	3	1	10	9.8
MOUNT ST. MARY'S	11/28/16	*	26	3-8	.375	0-0	.000	3-6	.500	5	8	13	8.4	3	4	3	1	0	9	9.6
STEPHEN F. AUSTIN	12/01/16	*	29	4-5	.800	0-0	.000	4-5	.800	1	5	6	8.0	2	2	1	0	2	12	10.0
Totals		6	162	20-45	.444	0-1	.000	20-27	.741	13	35	48	8.0	19	10	10	20	6	60	10.0

Games played: 6
Minutes/game: 27.0
Points/game: 10.0
FG Pct: 44.4
3FG Pct: 0.0
FT Pct: 74.1

Rebounds/game: 8.0
Assists/game: 1.7
Turnovers/game: 1.7
Assist/turnover ratio: 1.0
Steals/game: 1.0
Blocks/game: 3.3

» SEASON/CAREER HIGHS »

POINTS

Season: 15 vs. Southern Illinois (11/14/16)
Career: 26 at Dayton (Dec. 30, 2015)

FIELD GOALS

Season: 4 (3x) last vs. Stephen F. Austin (12/1/16)
Career: 11 vs. North Florida (Dec. 22, 2015)

FIELD GOALS ATTEMPTED

Season: 10 vs. Southern Illinois (11/14/16)
Career: 17, 2x, last vs. Vanderbilt (Jan. 5, 2016)

3-POINT FIELD GOALS

Season: --
Career: 1 vs. South Alabama (Dec. 21, 2013)

3-POINT FG ATTEMPTS

Season: --
Career: 1, 2x, last vs. Auburn (Jan. 25, 2014)

FREE THROWS MADE

Season: 7 vs. Southern Illinois (11/14/16)
Career: 9 vs. LSU (Feb. 23, 2016)

FREE THROWS ATTEMPTS

Season: 7 vs. Southern Illinois (11/14/16)
Career: 14 vs. Auburn (Feb. 17, 2016)

REBOUNDS

Season: 13 vs. Mount St. Mary's (11/28/16)
Career: 14 (2x) last vs. Florida (March 10, 2016)

ASSISTS

Season: 4 vs. Mount St. Mary's (11/28/16)
Career: 4 (3x) last vs. Mount St. Mary's (11/28/16)

STEALS

Season: 2 vs. Stephen F. Austin (12/1/16)
Career: 4, 2x, last vs. Auburn (Feb. 17, 2016)

BLOCKS

Season: 7 vs. Fort Wayne (11/11/16)
Career: 8 vs. Tennessee Tech (Dec. 12, 2015)

MINUTES

Season: 30 vs. UT Arlington (11/18/16)
Career: 40 at Dayton (Dec. 30, 2015)

» CAREER STATISTICS AT ARKANSAS »

Season	gp-gs	min/avg	Total fg-fga	pct	3-Point fg-fga	pct	F-Throws ft-fa	pct	Rebounds off	def	tot	avg	pf	fo	ast	to	blk	stl	Scoring pts	avg
2013-14	32-0	368/11.5	43-81	.531	1-2	.500	41-63	.651	39	63	102	3.2	41	0	7	14	49	14	128	4.0
2014-15	36-4	391/10.9	49-101	.485	0-0	.000	33-53	.623	45	45	90	2.5	56	0	11	23	38	15	131	3.6
2015-16	32-31	945/29.5	183-334	.548	0-0	.000	142-223	.637	103	196	299	9.3	94	4	39	65	76	36	508	15.9
2016-17	6-6	162/27.0	20-45	.444	0-1	.000	20-27	.741	13	35	48	8.0	19	1	10	10	20	6	60	10.0
TOTAL	106-41	1866/17.6	295-561	.526	1-3	.333	236-366	.645	200	339	539	5.1	210	5	67	112	183	71	827	7.8

GAME 1

Arkansas vs Fort Wayne

Nov. 11, 2016 at 7 p.m. at Fayetteville, Ark. (Bud Walton Arena)

Fort Wayne 83 • 0-1

#	Player	Total		3-Ptr		Rebounds			PF	TP	A TO Blk Stl				Min
		FG-FGA	FG-FGA	FT-FTA	Off Def Tot	PF	TP	A TO Blk Stl							
02	Stewart,Deangelo	f	1-9	1-6	0-0	2 2 4	3	3	0 1 0 1	22					
45	Calhoun,Brent	c	1-7	0-0	2-2	2 4 6	3	4	0 1 0 0	25					
00	Evans,Mo	g	5-10	1-4	2-2	0 1 1	2	13	3 4 0 1	25					
01	Scott,Bryson	g	2-10	2-7	7-14	2 4 6	4	13	3 5 0 1	27					
55	Konchar,John	g	4-8	1-1	8-10	5 7 12	2	17	4 1 1 2	37					
05	Charles Ruise Jr		0-4	0-3	0-1	1 0 1	1	0	0 0 0 0	12					
13	Levitich,Jax		0-0	0-0	0-0	0 1 1	0	0	0 0 0 0	2					
22	Taylor,Xzavier		5-8	0-0	2-5	3 0 3	4	12	0 0 0 0	15					
32	Harrell,Kason		4-7	3-6	3-4	1 2 3	1	4	1 0 1 0	25					
34	Talla,Racine		3-6	1-1	0-2	3 0 3	4	7	1 0 0 0	10					
Team					2 3 5										
Totals			25-69	9-28	24-40	21 24 45	24	83	12 12 2 5	200					

FG % 1st Half: 15-37 40.5% 2nd half: 10-32 31.3% Game: 25-69 36.2% Deadball Rebounds 8,3
3FG % 1st Half: 6-18 33.3% 2nd half: 3-10 30.0% Game: 9-28 32.1%
FT % 1st Half: 9-18 50.0% 2nd half: 15-22 68.2% Game: 24-40 60.0%

Arkansas 92 • 1-0

#	Player	Total		3-Ptr		Rebounds			PF	TP	A TO Blk Stl				Min
		FG-FGA	FG-FGA	FT-FTA	Off Def Tot	PF	TP	A TO Blk Stl							
13	Thomas, Dustin	f	4-6	0-0	2-3	1 5 6	5	10	0 3 0 0	18					
33	Kingsley, Moses	f	4-9	0-0	1-2	3 6 9	4	9	3 0 7 1	28					
00	Barford, Jaylen	g	4-9	1-1	1-2	1 4 5	3	10	4 2 0 1	27					
03	Hannahs, Dusty	g	7-17	1-6	8-10	1 0 1	1	23	2 1 0 1	30					
04	Macon, Daryl	g	5-11	2-6	1-2	2 5 7	3	13	5 4 0 4	33					
01	Thompson, Trey		2-2	0-0	1-2	0 4 4	3	5	1 0 2 0	13					
02	Bailey, Adrio		0-0	0-0	0-0	0 1 1	1	0	0 1 0 0	3					
05	Cook, Arlando		0-0	0-0	0-0	0 0 0	3	0	0 2 0 0	5					
21	Watkins, Manuale		5-6	0-0	0-0	0 3 3	2	10	2 0 0 0	27					
31	Beard, Anton		4-6	2-3	2-3	0 1 1	4	12	3 0 0 2	16					
Team					2 0 2										
Totals			35-66	6-16	16-24	10 29 39	29	92	20 13 9 9	200					

FG % 1st Half: 18-30 60.0% 2nd half: 17-36 47.2% Game: 35-66 53.0% Deadball Rebounds 2,2
3FG % 1st Half: 5-8 62.5% 2nd half: 1-8 12.5% Game: 6-16 37.5%
FT % 1st Half: 10-13 76.9% 2nd half: 6-11 54.5% Game: 16-24 66.7%

Officials: Mike Nance, Brian Shey, Rob Rorke
Technical fouls: Fort Wayne-None. Arkansas-None.

Attendance: 13787

Estimated Actual Attendance: 7,504

Fouled out: Arkansas #13, Thomas (1:35)

Score by periods	1st	2nd	Total
Fort Wayne	45	38	83
Arkansas	51	41	92

Last FG - FW 2nd-00:33, AR 2nd-01:00.
Largest lead - FW by 6 1st-08:06, AR by 15 2nd-02:42.
FW led for 07:16. AR led for 31:22. Game was tied for 00:52.

Score tied - 4 times.
Lead changed - 4 times.

GAME 3

Arkansas vs UT Arlington

Nov. 18, 2016 at 7 p.m. at Fayetteville, Ark. (Bud Walton Arena)

UT Arlington 67 • 1-3

#	Player	Total		3-Ptr		Rebounds			PF	TP	A TO Blk Stl				Min
		FG-FGA	FG-FGA	FT-FTA	Off Def Tot	PF	TP	A TO Blk Stl							
34	Pope,Faith	f	1-5	0-1	3-4	2 3 5	3	5	0 0 1 2	13					
45	Bilbao,Jorge	f	1-4	0-0	2-2	6 3 9	3	4	0 2 0 0	28					
01	Neal,Erick	g	5-10	2-5	3-4	1 2 3	2	15	3 4 0 2	29					
04	Charles,Drew	g	4-6	3-5	0-0	0 1 1	1	11	2 2 0 0	26					
10	Jones,Jalen	g	3-10	3-6	1-2	2 1 3	4	10	2 1 0 0	26					
02	Bryant,DJ		1-2	0-1	0-0	0 0 0	2	2	2 1 0 1	11					
03	Hawkins,Nathan		1-2	0-1	0-0	0 1 1	3	2	0 1 1 0	14					
05	Wilson,Kaelon		3-8	2-5	0-0	0 2 2	1	8	2 3 1 1	22					
13	Kiris,Erkam		0-0	0-0	0-0	0 1 1	0	0	0 0 0 0	2					
20	Harris,Julian		1-3	0-0	0-0	1 1 2	1	2	0 0 0 0	6					
22	Kabadyundi,Link		0-1	0-0	0-0	0 0 0	1	0	0 0 0 0	5					
25	Hervy,Kevin		3-8	2-5	0-0	0 3 3	4	8	1 3 0 0	18					
Team					2 2 4										
Totals			23-59	12-29	9-12	14 20 34	25	67	12 18 3 6	200					

FG % 1st Half: 15-31 48.4% 2nd half: 8-28 28.6% Game: 23-59 39.0% Deadball Rebounds 2,1
3FG % 1st Half: 8-15 53.3% 2nd half: 4-14 28.6% Game: 12-29 41.4%
FT % 1st Half: 5-6 83.3% 2nd half: 4-6 66.7% Game: 9-12 75.0%

Arkansas 71 • 3-0

#	Player	Total		3-Ptr		Rebounds			PF	TP	A TO Blk Stl				Min
		FG-FGA	FG-FGA	FT-FTA	Off Def Tot	PF	TP	A TO Blk Stl							
13	Thomas, Dustin	f	1-3	0-0	6-8	2 4 6	4	8	2 1 1 2	28					
33	Kingsley, Moses	c	2-5	0-0	1-2	1 2 3	4	5	1 3 4 1	30					
00	Barford, Jaylen	g	6-12	1-2	4-6	3 3 6	1	17	2 6 0 3	31					
03	Hannahs, Dusty	g	2-10	2-7	5-6	1 0 1	1	11	2 0 0 1	27					
04	Macon, Daryl	g	2-6	0-3	3-4	0 2 2	4	7	0 1 0 2	26					
01	Thompson, Trey		1-2	0-0	1-1	3 1 4	2	3	0 2 0 0	7					
05	Cook, Arlando		0-2	0-0	1-2	1 0 1	0	1	0 1 1 1	13					
21	Watkins, Manuale		3-5	0-0	1-1	1 2 3	0	7	1 0 0 1	20					
31	Beard, Anton		4-8	2-3	2-2	1 5 6	2	12	2 0 0 0	18					
Team					1 2 3										
Totals			21-53	5-15	24-32	14 21 35	18	71	10 14 6 11	200					

FG % 1st Half: 9-29 31.0% 2nd half: 12-24 50.0% Game: 21-53 39.6% Deadball Rebounds 5,2
3FG % 1st Half: 2-9 22.2% 2nd half: 3-6 50.0% Game: 5-15 33.3%
FT % 1st Half: 12-15 80.0% 2nd half: 12-17 70.6% Game: 24-32 75.0%

Officials: Olandis Poole, Rusty Phillips, Garrick Shannon

Technical fouls: UT Arlington-None. Arkansas-None.

Attendance: 13587

Estimated Actual Attendance: 6623

Score by periods	1st	2nd	Total
UT Arlington	43	24	67
Arkansas	32	39	71

Last FG - UTA 2nd-00:41, AR 2nd-00:58.
Largest lead - UTA by 17 1st-12:37, AR by 7 2nd-10:36.
UTA led for 26:34. AR led for 11:37. Game was tied for 01:49.

Score tied - 3 times.
Lead changed - 1 time.

GAME 2

Arkansas vs Southern Illinois

Nov. 14, 2016 at 7 p.m. at Fayetteville, Ark. (Bud Walton Arena)

Southern Illinois 65 • 0-2

#	Player	Total		3-Ptr		Rebounds			PF	TP	A TO Blk Stl				Min
		FG-FGA	FG-FGA	FT-FTA	Off Def Tot	PF	TP	A TO Blk Stl							
33	O'Brien,Sean	f	3-8	0-1	0-0	0 2 2	4	6	0 4 0 0	21					
40	Boi,Thik	f	3-9	0-0	3-4	4 8 12	1	9	1 2 1 1	28					
01	Rodriguez,Mike	g	0-7	0-2	4-6	1 1 2	1	4	4 1 0 1	25					
05	Vincent,Leo	g	3-8	2-5	2-2	0 4 4	3	10	1 1 0 0	31					
22	Fletcher,Armon	g	5-7	3-4	0-0	2 3 5	3	13	1 3 0 3	32					
00	Wiley,Jonathan		1-4	0-1	0-0	0 2 2	1	2	0 3 0 0	9					
10	Cook,Aaron		1-2	0-1	4-4	0 0 0	0	6	3 1 0 2	18					
13	Lloyd,Sean		4-9	1-3	1-2	0 1 1	2	10	0 0 0 1	15					
15	Weihert,Austin		1-2	0-1	1-2	0 0 0	1	3	0 2 0 0	11					
24	Stradnieks,Rudy		1-4	0-0	0-0	3 0 3	0	2	0 0 0 1	10					
Team					2 1 3										
Totals			22-60	6-18	15-20	12 22 34	16	65	10 17 1 9	200					

FG % 1st Half: 8-33 24.2% 2nd half: 14-27 51.9% Game: 22-60 36.7% Deadball Rebounds 3
3FG % 1st Half: 3-10 30.0% 2nd half: 3-8 37.5% Game: 6-18 33.3%
FT % 1st Half: 6-8 75.0% 2nd half: 9-12 75.0% Game: 15-20 75.0%

Arkansas 90 • 2-0

#	Player		Total		3-Ptr	Rebounds			PF	TP	A TO Blk Stl				Min	
			FG-FGA	FG-FGA	FT-FTA	Off	Def	Tot								
13	Thomas, Dustin	f	1-3	0-0	0-0	1	0	1	1	2	4	0	0	0	1	18
33	Kingsley, Moses	f	4-10	0-1	7-7	1	6	7	1	15	0	1	5	1	0	22
00	Barford, Jaylen	g	4-7	1-2	0-2	0	2	2	2	9	2	2	0	0	0	22
03	Hannahs, Dusty	g	5-7	5-6	4-4	1	4	5	2	19	1	1	0	0	0	20
04	Macon, Daryl	g	4-6	4-6	0-0	0	2	2	2	12	5	0	1	1	1	20
01	Thompson, Trey		1-3	0-0	2-2	1	3	4	3	4	1	1	0	0	1	15
02	Bailey, Adrio		0-1	0-0	0-2	1	0	1	1	0	0	3	0	0	0	7
05	Cook, Arlando		4-8	0-0	1-1	0	2	2	0	9	0	1	1	1	1	13
12	Hazen, Brachen		0-0	0-0	0-0	1	1	2	3	0	0	4	0	0	0	8
21	Watkins, Manuale		2-5	0-0	0-0	2	1	3	2	4	4	0	0	0	1	21
23	Jones, CJ		3-5	2-4	3-3	0	2	2	2	11	0	0	0	0	0	17
31	Beard, Anton		2-6	1-4	0-0	1	0	1	1	5	6	1	0	0	1	17

GAME

5

Arkansas vs Mount St. Mary's

Nov. 28, 2016 at 7 p.m. at Fayetteville, Ark. (Bud Walton Arena)

Mount St. Mary's 76 • 1-7

#	Player	Total		3-Ptr		Rebounds			PF	TP	A	TO	Blk	Stl	Min
		FG-FGA	FG-FGA	FT-FTA	Off	Def	Tot								
05	Wray,Chris	f	3-5	0-0	1-4	1	3	4	1	7	1	0	0	1	30
01	Sallah,Mawdo	c	4-5	0-0	0-0	2	3	5	4	8	1	0	1	0	22
00	Robinson,Junior	c	2-8	2-5	1-2	0	0	0	4	7	3	3	1	0	37
23	Alexander,Greg	g	5-11	2-8	0-0	2	2	4	1	12	0	1	0	1	28
55	Long,Elijah	g	6-17	2-4	10-10	0	7	7	3	24	7	5	0	0	36
04	Nwandu,Khalid		0-0	0-0	0-0	0	1	1	1	0	0	0	0	0	4
10	Wilson,Miles		1-1	1-1	0-0	0	1	1	4	3	1	1	0	0	15
11	Miller,Will		3-10	3-10	0-0	0	3	3	2	9	0	0	0	0	16
12	Glover,Charles		2-3	0-1	0-0	0	0	0	0	4	0	0	0	0	6
20	Gurdon,Sean		0-0	0-0	0-0	0	0	0	0	0	1	0	0	0	1
21	Miller,Randy		0-0	0-0	0-0	0	0	0	0	0	1	1	0	1	3
25	Thurston,Bryce		0-0	0-0	0-0	0	1	1	0	0	0	0	0	0	1
54	Gomes,Ryan		1-1	0-0	0-0	0	0	0	1	2	0	0	0	0	1
Team						2	2	4							
Totals			27-61	10-29	12-16	7	23	30	21	76	15	11	2	3	200
FG % 1st Half: 15-30 50.0%		2nd half: 12-31 38.7%		Game: 27-61 44.3%		Deadball									
3FG % 1st Half: 4-11 36.4%		2nd half: 6-18 33.3%		Game: 10-29 34.5%		Rebounds									
FT % 1st Half: 3-3 100.0		2nd half: 9-13 69.2%		Game: 12-16 75.0%		3,1									

Arkansas 89 • 4-1

#	Player	Total		3-Ptr		Rebounds			PF	TP	A	TO	Blk	Stl	Min
		FG-FGA	FG-FGA	FT-FTA	Off	Def	Tot								
13	Thomas, Dustin	f	6-7	1-1	0-0	1	4	5	3	13	1	0	0	1	23
33	Kingsley, Moses	f	3-8	0-0	3-6	5	8	13	3	9	4	3	1	0	26
03	Hannahs, Dusty	g	4-14	0-5	4-4	1	1	2	1	12	1	1	0	1	20
21	Watkins, Manuale	g	4-6	0-0	0-0	2	4	6	0	8	4	0	0	2	22
31	Beard, Anton	g	4-8	2-3	1-2	3	1	4	0	11	3	1	0	0	23
00	Barford, Jaylen		5-8	2-4	1-1	0	1	1	2	13	1	0	0	2	23
01	Thompson, Trey		0-1	0-0	0-0	1	4	5	3	0	1	0	0	1	13
02	Bailey, Adrio		0-0	0-0	0-0	0	0	0	0	0	1	0	0	1	4
04	Macon, Daryl		4-7	2-3	5-6	0	0	0	3	15	2	1	0	0	18
05	Cook, Arlando		1-4	0-0	1-2	0	2	2	1	3	1	0	0	0	13
12	Hazen, Brachen		0-0	0-0	0-2	0	0	0	0	0	0	0	0	0	1
23	Jones, CJ		1-4	1-3	2-2	0	1	1	1	5	1	1	0	0	14
Team						1	1	2							
Totals			32-67	8-19	17-25	14	27	41	17	89	20	7	1	8	200
FG % 1st Half: 19-37 51.4%		2nd half: 13-30 43.3%		Game: 32-67 47.8%		Deadball									
3FG % 1st Half: 5-9 55.6%		2nd half: 3-10 30.0%		Game: 8-19 42.1%		Rebounds									
FT % 1st Half: 2-4 50.0%		2nd half: 15-21 71.4%		Game: 17-25 68.0%		5,1									

Officials: Mike Nance, Keith Kimble, Todd Austin

Technical fouls: Mount St. Mary's-None. Arkansas-None.

Attendance: 13321

Estimated Actual Attendance: 4,256

Score by periods				Points	In	Off	2nd	Fast	Bench
Mount St. Mary's	1st	2nd	Total						
Mount St. Mary's	37	39	76	MOUNT	34	10	6	9	18
Arkansas	45	44	89	AR	48	18	13	21	36

Last FG - MOUNT 2nd-00:18, AR 2nd-01:54.

Largest lead - MOUNT by 4 1st-18:27, AR by 21 2nd-06:41.

Score tied - 1 time.

Lead changed - 3 times.

GAME

7

Arkansas vs Austin Peay

Dec. 3, 2016 at 7 p.m. at Fayetteville, Ark. (Bud Walton Arena)

GAME

6

Arkansas vs Stephen F. Austin

Dec. 1, 2016 at 8 p.m. at Fayetteville, Ark. (Bud Walton Arena)

Stephen F. Austin 62 • 2-3

#	Player	Total		3-Ptr		Rebounds			PF	TP	A	TO	Blk	Stl	Min
		FG-FGA	FG-FGA	FT-FTA	Off	Def	Tot								
01	Harris,Kevon	f	2-4	0-0	7-10	0	1	1	1	11	2	1	0	1	21
05	Huntley,Josh	f	0-1	0-0	0-0	0	2	2	0	0	0	0	0	1	10
22	Holyfield,TJ	f	3-5	0-2	1-3	3	6	9	3	7	3	3	0	1	28
11	Canete,Ivan	g	3-8	1-4	7-8	1	1	2	4	14	1	5	0	2	27
12	Cameron,Dallas	g	2-3	2-3	0-0	0	0	0	2	6	3	2	0	0	33
00	Augustin,Aaron		1-4	0-2	0-0	0	2	2	3	2	1	2	0	0	20
03	Gilmore III,Leon		4-5	0-0	1-1	0	2	2	3	9	0	3	0	1	19
10	Traylor,Isaiah		0-5	0-3	5-6	0	3	3	1	5	1	1	2	0	19
24	Nieminen,Samuli		2-2	0-0	0-0	0	0	0	1	4	1	0	0	0	13
32	Grujic,Jovan		1-2	0-0	2-2	0	0	0	2	4	0	2	1	0	10
Team						1	3	4							
Totals			18-39	3-14	23-30	5	20	25	20	62	12	21	3	6	200
FG % 1st Half: 10-21 47.6%		2nd half: 8-18 44.4%		Game: 18-39 46.2%		Deadball									
3FG % 1st Half: 0-6 0.0%		2nd half: 3-8 37.5%		Game: 3-14 21.4%		Rebounds									
FT % 1st Half: 8-11 72.7%		2nd half: 15-19 78.9%		Game: 23-30 76.7%		3,1									

Arkansas 78 • 5-1

#	Player	Total		3-Ptr		Rebounds			PF	TP	A	TO	Blk	Stl	Min
		FG-FGA	FG-FGA	FT-FTA	Off	Def	Tot								
13	Thomas, Dustin	f	4-8	0-0	1-2	2	0	2	2	9	1	2	0	0	21
33	Kingsley, Moses	f	4-5	0-0	4-5	1	5	6	2	12	2	1	0	2	29
03	Hannahs, Dusty	g	5-9	0-2	5-5	0	0	0	1	15	2	1	0	1	24
21	Watkins, Manuale	g	4-7	0-0	0-0	1	6	7	2	8	1	1	0	2	21
31	Beard, Anton	g	2-5	0-2	5-6	1	2	3	3	9	3	2	0	4	23
00	Barford, Jaylen		2-6	0-3	4-5	1	2	3	2	8	1	3	0	1	20
01	Thompson, Trey		0-0	0-0	0-0	0	1	1	3	0	0	0	0	0	6
02	Bailey, Adrio		1-1	0-0	0-0	0	0	0	4	2	0	1	0	0	12
04	Macon, Daryl		3-8	1-4	0-0	0	0	0	3	7	5	1	0	2	22
05	Cook, Arlando		1-2	0-0	0-0	1	0	1	0	2	0	0	0	0	9
12	Hazen, Brachen		0-0	0-0	0-0	0	1	1	0	0	0	0	0	0	2
23	Jones, CJ		2-5	2-2	0-0	0	1	1	1	6	1	1	1	0	11
Team						3	1	4							
Totals			28-56	3-13	19-23	10	19	29	23	78	16	13	1	12	200
FG % 1st Half: 13-27 48.1%		2nd half: 15-29 51.7%		Game: 28-56 50.0%		Deadball									
3FG % 1st Half: 3-7 42.9%		2nd half: 0-6 0.0%		Game: 3-13 23.1%		Rebounds									
FT % 1st Half: 5-6 83.3%		2nd half: 14-17 82.4%		Game: 19-23 82.6%		1,1									

Officials: Michael Roberts, James Breeding, William Covington

Technical fouls: Stephen F. Austin-Gilmore III,Leon. Arkansas-None.

Attendance: 13358

Estimated Actual Attendance: 4,705

Score by periods				Points	In	Off	2nd	Fast	Bench
Stephen F. Austin	1st	2nd	Total						
Stephen F. Austin	28	34	62	SFA	28	24	9	4	24
Arkansas	34	44	78	AR	36	29	12	20	25

Last FG - SFA 2nd-02:53, AR 2nd-00:41.

Largest lead - SFA by 2 1st-19:22, AR by 23 2nd-03:15.

SFA led for 00:28. AR led for 36:33. Game was tied for 02:59.

Score tied - 2 times.















Lead changed - 1 time.

#	Player	gp-gs	min	avg	Total		3-Point		F-Throw		Rebounds				pf	dq	a	to	blk	stl	pts	avg
					fg-fga	fg%	3fg-fga	3fg%	ft-fa	ft%	off	def	tot	avg								
03	Hannahs, Dusty	6-6	150	25.0	30-69	.435	9-28	.321	31-34	.912	5	6	11	1.8	7	0	8	7	0	4	100	16.7
00	Barford, Jaylen	6-4	148	24.7	26-51	.510	5-13	.385	12-18	.667	6	13	19	3.2	13	0	12	15	0	8	69	11.5
04	Macon, Daryl	6-4	145	24.2	22-49	.449	9-26	.346	13-16	.813	3	13	16	2.7	16	0	18	12	1	11	66	11.0
33	Kingsley, Moses	6-6	162	27.0	20-45	.444	0-1	.000	20-27	.741	13	35	48	8.0	19	1	10	10	20	6	60	10.0
31	Beard, Anton	6-2	117	19.5	18-39	.462	7-16	.438	10-13	.769	11	9	20	3.3	11	0	19	5	0	7	53	8.8
13	Thomas, Dustin	6-6	120	20.0	17-32	.531	1-1	1.000	12-17	.706	8	14	22	3.7	19	1	8	7	1	4	47	7.8
21	Watkins, Manuale	6-2	133	22.2	20-35	.571	0-0	.000	1-1	1.000	8	18	26	4.3	9	0	13	2	0	9	41	6.8
23	Jones, CJ	4-0	46	11.5	6-14	.429	5-9	.556	5-5	1.000	0	4	4	1.0	5	0	2	3	1	0	22	5.5
05	Cook, Arlando	6-0	67	11.2	8-19	.421	0-0	.000	3-5	.600	2	4	6	1.0	8	0	1	7	3	3	19	3.2
01	Thompson, Trey	6-0	67	11.2	4-8	.500	0-0	.000	4-5	.800	5	16	21	3.5	15	0	5	4	2	2	12	2.0
02	Bailey, Adrio	5-0	31	6.2	1-3	.333	0-0	.000	0-2	.000	1	2	3	0.6	6	0	1	5	0	1	2	0.4
12	Hazen, Brachen	4-0	14	3.5	0-0	.000	0-0	.000	0-2	.000	1	2	3	0.8	3	0	0	4	0	0	0	0.0
Team											12	9	21					1				
Total.....		6	1200		172-364	.473	36-94	.383	111-145	.766	75	145	220	36.7	131	2	97	82	28	55	491	81.8
Opponents.....		6	1200		144-344	.419	49-133	.368	101-143	.706	69	129	198	33.0	125	-	78	93	19	36	438	73.0

TEAM STATISTICS	AR	OPP	Date	Opponent	Score	Att.
SCORING	491	438	11/11/16	FORT WAYNE	w 92-83	13787
Points per game	81.8	73.0	11/14/16	SOUTHERN ILLINOIS	w 90-65	13308
Scoring margin	+8.8	-	11/18/16	UT ARLINGTON	w 71-67	13587
FIELD GOALS-ATT	172-364	144-344	11/22/16	at Minnesota	L 71-85	8997
Field goal pct	.473	.419	11/28/16	MOUNT ST. MARY'S	w 89-76	13321
3 POINT FG-ATT	36-94	49-133	12/01/16	STEPHEN F. AUSTIN	w 78-62	13358
3-point FG pct	.383	.368				
3-pt FG made per game	6.0	8.2				
FREE THROWS-ATT	111-145	101-143				
Free throw pct	.766	.706				
F-Throws made per game	18.5	16.8				
REBOUNDS	220	198				
Rebounds per game	36.7	33.0				
Rebounding margin	+3.7	-				
ASSISTS	97	78				
Assists per game	16.2	13.0				
TURNOVERS	82	93				
Turnovers per game	13.7	15.5				
Turnover margin	+1.8	-				
Assist/turnover ratio	1.2	0.8				
STEALS	55	36				
Steals per game	9.2	6.0				
BLOCKS	28	19				
Blocks per game	4.7	3.2				
ATTENDANCE	67361	8997				
Home games-Avg/Game	5-13472	1-8997				
Neutral site-Avg/Game	-	0-0				

* - Conference game

Score by Periods	1st	2nd	Totals
Arkansas	243	248	491
Opponents	220	218	438

0		JAYLEN BARFORD ■ JR ■ G ■ 6-3 ■ 202 Jackson, Tenn. ■ Motlow State CC	<table><tr><th>YEAR</th><th>GP/GS</th><th>PPG</th><th>APG</th><th>RPG</th><th>SPG</th><th>FG%</th><th>FT%</th></tr><tr><td>2016-17</td><td>6/4</td><td>11.5</td><td>2.0</td><td>3.2</td><td>1.3</td><td>.510</td><td>.667</td></tr><tr><td>Career</td><td>6/4</td><td>11.5</td><td>2.0</td><td>3.2</td><td>1.3</td><td>.510</td><td>.667</td></tr></table>	YEAR	GP/GS	PPG	APG	RPG	SPG	FG%	FT%	2016-17	6/4	11.5	2.0	3.2	1.3	.510	.667	Career	6/4	11.5	2.0	3.2	1.3	.510	.667	PLAYER NOTABLES: <ul style="list-style-type: none">Scored 10+ points in 4 of the first 6 games this season.Second on the team in scoring, averaging 11.5 ppg.Led the nation last year in scoring at 26.2 ppg and paced the country in FGM (310-527) and total points (837).	CAREER HIGHS PTS: 17 - UT Arlington (11/18/16) AST: 4 - Fort Wayne (11/11/16) REB: 6 - UT Arlington (11/18/16) STL: 3 - UT Arlington (11/18/16)
YEAR	GP/GS	PPG	APG	RPG	SPG	FG%	FT%																						
2016-17	6/4	11.5	2.0	3.2	1.3	.510	.667																						
Career	6/4	11.5	2.0	3.2	1.3	.510	.667																						
1		TREY THOMPSON ■ JR ■ F ■ 6-9 ■ 265 Madison, Ark. ■ Forrest City HS	<table><tr><th>YEAR</th><th>GP/GS</th><th>PPG</th><th>RPG</th><th>BPG</th><th>APG</th><th>FG%</th><th>FT%</th></tr><tr><td>2016-17</td><td>6/0</td><td>2.0</td><td>3.5</td><td>0.3</td><td>0.8</td><td>.500</td><td>.800</td></tr><tr><td>Career</td><td>49/1</td><td>2.2</td><td>3.1</td><td>0.6</td><td>0.9</td><td>.586</td><td>.590</td></tr></table>	YEAR	GP/GS	PPG	RPG	BPG	APG	FG%	FT%	2016-17	6/0	2.0	3.5	0.3	0.8	.500	.800	Career	49/1	2.2	3.1	0.6	0.9	.586	.590	PLAYER NOTABLES: <ul style="list-style-type: none">Has at least one rebound in every game this season.Has not scored in the last three games.Went a perfect 6-6 from the field, scoring a career-high 13 points against LSU (2/23/16).	CAREER HIGHS PTS: 13 - LSU (2/23/16) REB: 9 - Texas Tech (1/30/16) BLK: 4 - Texas Tech (1/30/16) AST: 5 - North Florida (12/22/15)
YEAR	GP/GS	PPG	RPG	BPG	APG	FG%	FT%																						
2016-17	6/0	2.0	3.5	0.3	0.8	.500	.800																						
Career	49/1	2.2	3.1	0.6	0.9	.586	.590																						
2		ADRIO BAILEY ■ FR ■ F ■ 6-6 ■ 204 Campti, La. ■ Lakeview HS	<table><tr><th>YEAR</th><th>GP/GS</th><th>PPG</th><th>RPG</th><th>BPG</th><th>APG</th><th>FG%</th><th>FT%</th></tr><tr><td>2016-17</td><td>5/0</td><td>0.4</td><td>0.6</td><td>--</td><td>0.2</td><td>.333</td><td>.000</td></tr><tr><td>Career</td><td>5/0</td><td>0.4</td><td>0.6</td><td>--</td><td>0.2</td><td>.333</td><td>.000</td></tr></table>	YEAR	GP/GS	PPG	RPG	BPG	APG	FG%	FT%	2016-17	5/0	0.4	0.6	--	0.2	.333	.000	Career	5/0	0.4	0.6	--	0.2	.333	.000	PLAYER NOTABLES: <ul style="list-style-type: none">First collegiate points came on dunk against SFA.Ranked as the No. 11 player in the state of Louisiana.No. 50 small forward in 2016 class by Rivals.com.	CAREER HIGHS PTS: 2 - Stephen F. Austin (12/1/16) REB: 1 - (3x) last at Minnesota (11/22/16) BLK: -- AST: 1 - Mount St. Marys (11/28/16)
YEAR	GP/GS	PPG	RPG	BPG	APG	FG%	FT%																						
2016-17	5/0	0.4	0.6	--	0.2	.333	.000																						
Career	5/0	0.4	0.6	--	0.2	.333	.000																						
3		DUSTY HANNAHS ■ SR ■ G ■ 6-3 ■ 210 Little Rock, Ark. ■ Texas Tech University	<table><tr><th>YEAR</th><th>GP/GS</th><th>PPG</th><th>APG</th><th>SPG</th><th>FG%</th><th>3FG%</th><th>FT%</th></tr><tr><td>2016-17</td><td>6/6</td><td>16.7</td><td>1.3</td><td>0.7</td><td>.435</td><td>.321</td><td>.912</td></tr><tr><td>Career</td><td>101/52</td><td>10.8</td><td>0.9</td><td>0.5</td><td>.423</td><td>.394</td><td>.822</td></tr></table>	YEAR	GP/GS	PPG	APG	SPG	FG%	3FG%	FT%	2016-17	6/6	16.7	1.3	0.7	.435	.321	.912	Career	101/52	10.8	0.9	0.5	.423	.394	.822	PLAYER NOTABLES: <ul style="list-style-type: none">Rank 5th in the league in scoring at 16.7 ppg.Is 47-of-51 (.921) from free throw line over last nine games.Has scored 10+ points in 14 straight contests, dating back to last season.	CAREER HIGHS PTS: 33 - Florida (3/10/16) AST: 6 - at West Virginia (1/22/14) STL: 3 - (2x) last vs. Miss. St. (1/9/16) 3FGM: 8 - Miss. St. (1/9/16)
YEAR	GP/GS	PPG	APG	SPG	FG%	3FG%	FT%																						
2016-17	6/6	16.7	1.3	0.7	.435	.321	.912																						
Career	101/52	10.8	0.9	0.5	.423	.394	.822																						
4		DARYL MACON ■ JR ■ G ■ 6-3 ■ 185 Little Rock, Ark. ■ Holmes CC	<table><tr><th>YEAR</th><th>GP/GS</th><th>PPG</th><th>APG</th><th>SPG</th><th>FG%</th><th>3FG%</th><th>FT%</th></tr><tr><td>2016-17</td><td>6/4</td><td>11.0</td><td>3.0</td><td>1.8</td><td>.449</td><td>.346</td><td>.813</td></tr><tr><td>Career</td><td>6/4</td><td>11.0</td><td>3.0</td><td>1.8</td><td>.449</td><td>.346</td><td>.813</td></tr></table>	YEAR	GP/GS	PPG	APG	SPG	FG%	3FG%	FT%	2016-17	6/4	11.0	3.0	1.8	.449	.346	.813	Career	6/4	11.0	3.0	1.8	.449	.346	.813	PLAYER NOTABLES: <ul style="list-style-type: none">6th in the SEC at 1.83 steals per game.Has scored 12+ points in four of six games this season.Ranked as the No. 3 JUCO transfer in the 2016 class.	CAREER HIGHS PTS: 15 - Mount St. Marys (11/28/16) AST: 5 - (3x) last vs. Stephen F. Austin (12/1/16) STL: 4 - Fort Wayne (11/11/16) 3FGM: 4 - Southern Illinois (11/14/16)
YEAR	GP/GS	PPG	APG	SPG	FG%	3FG%	FT%																						
2016-17	6/4	11.0	3.0	1.8	.449	.346	.813																						
Career	6/4	11.0	3.0	1.8	.449	.346	.813																						
5		ARLANDO COOK ■ JR ■ F ■ 6-8 ■ 215 St. Louis, Mo. ■ Connors State College	<table><tr><th>YEAR</th><th>GP/GS</th><th>PPG</th><th>RPG</th><th>BPG</th><th>APG</th><th>FG%</th><th>FT%</th></tr><tr><td>2016-17</td><td>6/0</td><td>3.2</td><td>1.0</td><td>0.5</td><td>0.2</td><td>.421</td><td>.600</td></tr><tr><td>Career</td><td>6/0</td><td>3.2</td><td>1.0</td><td>0.5</td><td>0.2</td><td>.421</td><td>.600</td></tr></table>	YEAR	GP/GS	PPG	RPG	BPG	APG	FG%	FT%	2016-17	6/0	3.2	1.0	0.5	0.2	.421	.600	Career	6/0	3.2	1.0	0.5	0.2	.421	.600	PLAYER NOTABLES: <ul style="list-style-type: none">Ranked as the No. 6 JUCO transfer in the 2016 class.Averaged 16.0 pts and 10.1 rebs per game last season.Totalled 15 double-doubles, eight 20-point games and 16 10+ rebound performances last season.	CAREER HIGHS PTS: 9 - Southern Illinois (11/14/16) REB: 2 - (2x) last Mount St. Marys (11/28/16) BLK: 1 - (3x) last at Minnesota (11/22/16) AST: 1 - Mount St. Marys (11/28/16)
YEAR	GP/GS	PPG	RPG	BPG	APG	FG%	FT%																						
2016-17	6/0	3.2	1.0	0.5	0.2	.421	.600																						
Career	6/0	3.2	1.0	0.5	0.2	.421	.600																						
12		BRACHEN HAZEN ■ FR ■ F ■ 6-8 ■ 195 Fort Wayne, Ind. ■ Columbia City HS	<table><tr><th>YEAR</th><th>GP/GS</th><th>PPG</th><th>APG</th><th>RPG</th><th>FG%</th><th>3FG%</th><th>FT%</th></tr><tr><td>2016-17</td><td>4/0</td><td>--</td><td>--</td><td>0.8</td><td>--</td><td>--</td><td>.000</td></tr><tr><td>Career</td><td>4/0</td><td>--</td><td>--</td><td>0.8</td><td>--</td><td>--</td><td>.000</td></tr></table>	YEAR	GP/GS	PPG	APG	RPG	FG%	3FG%	FT%	2016-17	4/0	--	--	0.8	--	--	.000	Career	4/0	--	--	0.8	--	--	.000	PLAYER NOTABLES: <ul style="list-style-type: none">Ranked as the No. 7 player in the state of Indiana.No. 50 small forward in 2016 class by 247Sports.Averaged 16.1 pts, 9.3 rebs, 2.6 asts, 1.4 stls and 1.8 blks per game as a senior.	CAREER HIGHS PTS: -- AST: -- REB: 2 - Southern Illinois (11/14/16) 3FGM: --
YEAR	GP/GS	PPG	APG	RPG	FG%	3FG%	FT%																						
2016-17	4/0	--	--	0.8	--	--	.000																						
Career	4/0	--	--	0.8	--	--	.000																						
13		DUSTIN THOMAS ■ R-JR ■ F ■ 6-8 ■ 225 Texarkana, Texas ■ University of Colorado	<table><tr><th>YEAR</th><th>GP/GS</th><th>PPG</th><th>RPG</th><th>BPG</th><th>SPG</th><th>FG%</th><th>FT%</th></tr><tr><td>2016-17</td><td>6/6</td><td>7.8</td><td>3.7</td><td>0.2</td><td>0.7</td><td>.531</td><td>.706</td></tr><tr><td>Career</td><td>73/23</td><td>4.3</td><td>2.6</td><td>0.2</td><td>0.3</td><td>.443</td><td>.626</td></tr></table>	YEAR	GP/GS	PPG	RPG	BPG	SPG	FG%	FT%	2016-17	6/6	7.8	3.7	0.2	0.7	.531	.706	Career	73/23	4.3	2.6	0.2	0.3	.443	.626	PLAYER NOTABLES: <ul style="list-style-type: none">Sat out last season after transferring from Colorado.Has scored 8+ points in four of six games.Recorded 10 points and six rebounds in his first start as a Razorback.	CAREER HIGHS PTS: 17 - USC (1/4/15) REB: 7 - Drexel (11/14/14) BLK: 2 - (2x) last vs. California (2/12/15) STL: 3 - USC (1/4/15)
YEAR	GP/GS	PPG	RPG	BPG	SPG	FG%	FT%																						
2016-17	6/6	7.8	3.7	0.2	0.7	.531	.706																						
Career	73/23	4.3	2.6	0.2	0.3	.443	.626																						
21		MANUALE WATKINS ■ SR ■ G ■ 6-3 ■ 222 Fayetteville, Ark. ■ Fayetteville HS	<table><tr><th>YEAR</th><th>GP/GS</th><th>PPG</th><th>APG</th><th>RPG</th><th>SPG</th><th>FG%</th><th>FT%</th></tr><tr><td>2016-17</td><td>6/2</td><td>6.8</td><td>2.2</td><td>4.3</td><td>1.5</td><td>.571</td><td>1.000</td></tr><tr><td>Career</td><td>81/11</td><td>3.7</td><td>1.5</td><td>2.4</td><td>0.9</td><td>.514</td><td>.603</td></tr></table>	YEAR	GP/GS	PPG	APG	RPG	SPG	FG%	FT%	2016-17	6/2	6.8	2.2	4.3	1.5	.571	1.000	Career	81/11	3.7	1.5	2.4	0.9	.514	.603	PLAYER NOTABLES: <ul style="list-style-type: none">Is 2nd in the SEC in assist/turnover ratio at 6.5.Has seven steals over the last three games.Led the team in rebounding with seven rebounds against Stephen F. Austin.	CAREER HIGHS PTS: 14 - (2x) last at Wake Forest (12/4/15) AST: 5 - (2x) last vs. Northwestern St. (12/1/15) REB: 9 - Northwestern St. (12/1/15) STL: 5 - Wake Forest (11/19/14)
YEAR	GP/GS	PPG	APG	RPG	SPG	FG%	FT%																						
2016-17	6/2	6.8	2.2	4.3	1.5	.571	1.000																						
Career	81/11	3.7	1.5	2.4	0.9	.514	.603																						
23		C.J. JONES ■ FR ■ G ■ 6-5 ■ 175 Birmingham, Ala. ■ Central Park Christian	<table><tr><th>YEAR</th><th>GP/GS</th><th>PPG</th><th>APG</th><th>SPG</th><th>FG%</th><th>3FG%</th><th>FT%</th></tr><tr><td>2016-17</td><td>4/0</td><td>5.5</td><td>0.5</td><td>--</td><td>.429</td><td>.556</td><td>1.000</td></tr><tr><td>Career</td><td>4/0</td><td>5.5</td><td>0.5</td><td>--</td><td>.429</td><td>.556</td><td>1.000</td></tr></table>	YEAR	GP/GS	PPG	APG	SPG	FG%	3FG%	FT%	2016-17	4/0	5.5	0.5	--	.429	.556	1.000	Career	4/0	5.5	0.5	--	.429	.556	1.000	PLAYER NOTABLES: <ul style="list-style-type: none">Ranked as the No. 6 player in the state of Alabama.Averaged 28 ppg, 6 rpg, 4 apg and 3 spg as a senior.Scored 11 points off the bench in his first game as a Razorback against Southern Illinois.	CAREER HIGHS PTS: 11 - Southern Illinois (11/14/16) AST: 1 - (2x) last vs. Stephen F. Austin (12/1/16) STL: -- 3FGM: 2 - Southern Illinois (11/14/16)
YEAR	GP/GS	PPG	APG	SPG	FG%	3FG%	FT%																						
2016-17	4/0	5.5	0.5	--	.429	.556	1.000																						
Career	4/0	5.5	0.5	--	.429	.556	1.000																						
31		ANTON BEARD ■ JR ■ G ■ 6-0 ■ 198 North Little Rock, Ark. ■ North Little Rock HS	<table><tr><th>YEAR</th><th>GP/GS</th><th>PPG</th><th>APG</th><th>SPG</th><th>FG%</th><th>3FG%</th><th>FT%</th></tr><tr><td>2016-17</td><td>6/2</td><td>8.8</td><td>3.2</td><td>1.2</td><td>.462</td><td>.438</td><td>.769</td></tr><tr><td>Career</td><td>64/19</td><td>6.4</td><td>1.8</td><td>1.0</td><td>.376</td><td>.335</td><td>.655</td></tr></table>	YEAR	GP/GS	PPG	APG	SPG	FG%	3FG%	FT%	2016-17	6/2	8.8	3.2	1.2	.462	.438	.769	Career	64/19	6.4	1.8	1.0	.376	.335	.655	PLAYER NOTABLES: <ul style="list-style-type: none">Is 5th in the SEC with a 3.8 assist/turnover ratio.Has multiple assists in all six games this year.Has 3-plus rebounds in each of the last four games.Taken 3 of the team's 6 charges this year.	CAREER HIGHS PTS: 18 - at Georgia (1/23/16) AST: 6 - Southern Illinois (11/14/16) STL: 5 - Milwaukee (12/22/14) 3FGM: 4 - at Ole Miss (2/14/15)
YEAR	GP/GS	PPG	APG	SPG	FG%	3FG%	FT%																						
2016-17	6/2	8.8	3.2	1.2	.462	.438	.769																						
Career	64/19	6.4	1.8	1.0	.376	.335	.655																						
33		MOSES KINGSLEY ■ SR ■ F ■ 6-10 ■ 230 Abuja, Nigeria ■ Huntington Prep (W.Va.)	<table><tr><th>YEAR</th><th>GP/GS</th><th>PPG</th><th>RPG</th><th>BPG</th><th>SPG</th><th>FG%</th><th>FT%</th></tr><tr><td>2016-17</td><td>6/6</td><td>10.0</td><td>8.0</td><td>3.3</td><td>1.0</td><td>.444</td><td>.741</td></tr><tr><td>Career</td><td>106/41</td><td>7.8</td><td>5.1</td><td>1.7</td><td>0.7</td><td>.526</td><td>.645</td></tr></table>	YEAR	GP/GS	PPG	RPG	BPG	SPG	FG%	FT%	2016-17	6/6	10.0	8.0	3.3	1.0	.444	.741	Career	106/41	7.8	5.1	1.7	0.7	.526	.645	PLAYER NOTABLES: <ul style="list-style-type: none">Is the SEC's active leader in double-doubles with 18.Is 8th in the country with 3.3 blocks per game.Named to the Wooden Award Watch List.	CAREER HIGHS PTS: 26 - at Dayton (12/30/15) REB: 14 - (2x) last vs. Florida (3/10/16) BLK: 8 - Tennessee Tech (12/12/15) STL: 4 - Auburn (2/17/16)
YEAR	GP/GS	PPG	RPG	BPG	SPG	FG%	FT%																						
2016-17	6/6	10.0	8.0	3.3	1.0	.444	.741																						
Career	106/41	7.8	5.1	1.7	0.7	.526	.645																						
HC		 1980-82 - Student-Athlete	 1982-85 - Volunteer Assistant	 1985-89 - Volunteer Assistant 1989-00 - Assistant Coach 2000-02 - Assistant Head Coach	 2002-06 - Head Coach 89-41 (.680)	 2006-11 - Head Coach 111-57 (.660)	 2011-Present - Head Coach 107-65 (.622)																						